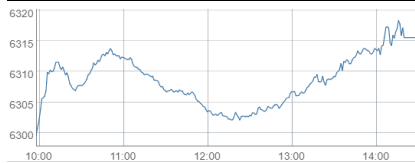


DSEX UP 15.92 POINTS

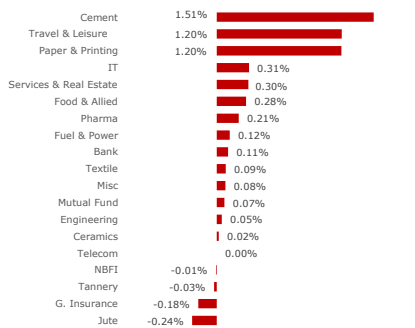
Market closed positive with decrease in turnover. Broad index, DSEX, went up by 15.92 points. Cement, Travel & Leisure and Paper & Printing sectors closed positive while Jute, General Insurance and Tannery sectors faced correction.

Turnover decreased by 17.67% to BDT 3.86bn. Food & Allied sector dominated the turnover chart covering 14.60% of total turnover.

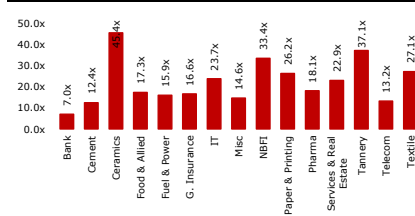
Intraday Performance of DSEX



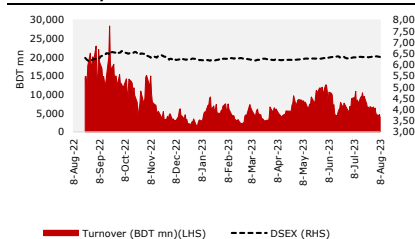
Sector Return



Sector P/E



52 Week Daily Turnover & DSEX



Index

Particulars	Value	Δ Points	Daily Δ %	Dec'22 Value	YTD Δ %
DSEX	6,315.57	15.92	0.25%	6,206.81	1.75%
DS30	2,148.81	10.41	0.49%	2,195.30	-2.12%
DSES	1,371.10	4.83	0.35%	1,358.84	0.90%
Dow Jones IA	35,473.13	407.51	1.16%	33,147.25	7.02%
Nikkei 225	32,377.29	122.73	0.38%	26,094.50	24.08%
FTSE 100	7,537.21	(17.28)	-0.23%	7,451.74	1.15%

Market Statistics

Particulars	Today	Last Day	Daily Δ	Daily Δ %	60 Day MA
Turnover (BDT mn)	3,857	4,685	-828	-17.67%	7,923
Turnover (USD mn)	36	44	-8	-17.67%	94
Volume (mn)	79	105	-25	-24.09%	172
Market Cap (BDT bn)	7,763	7,755	9	0.11%	
Market Cap (USD bn)	73	73	0	0.11%	
Market P/E (x)	14.4				
Particulars	Galner	Loser	Unchanged		
Market Breadth	110	52	175		

Sector Statistics

Sector	Market Cap (BDTmn)	% of total Market Cap	Sector Return	Turnover (BDTmn)	% of total Turnover
Bank	838,113	10.80%	0.1%	138.5	3.59%
Pharma	710,072	9.15%	0.2%	310.6	8.05%
Telecom	580,232	7.47%	0.0%	25.3	0.65%
Engineering	520,957	6.71%	0.0%	262.6	6.81%
Fuel & Power	448,247	5.77%	0.1%	71.5	1.85%
Food & Allied	396,765	5.11%	0.3%	563.1	14.60%
Misc	239,004	3.08%	0.1%	481.2	12.47%
NBFI	186,455	2.40%	0.0%	7.3	0.19%
Textile	172,176	2.22%	0.1%	319.7	8.29%
Cement	122,666	1.58%	1.5%	122.2	3.17%
G. Insurance	98,673	1.27%	-0.2%	306.1	7.94%
L. Insurance	76,810	0.99%	1.0%	299.9	7.77%
Travel & Leisure	49,241	0.63%	1.2%	340.0	8.82%
Paper & Printing	41,396	0.53%	1.2%	312.9	8.11%
IT	41,078	0.53%	0.3%	136.1	3.53%
Mutual Fund	37,483	0.48%	0.1%	7.9	0.21%
Tannery	33,927	0.44%	0.0%	88.4	2.29%
Ceramics	31,593	0.41%	0.0%	10.3	0.27%

Top Turnover

Ticker	Close Price (BDT)	Daily Δ %	Turnover (BDTmn)	Volume (mn)	P/E (x)
SEAPEARL	217.20	1.92%	320.64	1.51	26.11
SONALIPAPR	637.10	1.47%	263.61	0.42	21.91
KBPPWBIL	32.00	-2.44%	255.17	7.79	n/a
FUWANGFOOD	34.80	0.87%	164.04	4.65	150.44
RUPALILIFE	115.30	1.68%	138.84	1.18	-

Top Gainers

Ticker	Close Price (BDT)	Daily Δ %	Turnover (BDTmn)	Volume (mn)	P/E (x)
CENTRALPHL	12.30	9.82%	24.16	2.00	n/a
MEGHNAPEP	42.70	9.77%	10.64	0.25	n/a
FARCHEM	11.90	9.17%	57.90	4.90	n/a
SHYAMPSUG	111.80	6.37%	1.74	0.02	n/a
AMBEEPHA	566.20	6.19%	22.34	0.04	291.04

Top Losers

Ticker	Close Price (BDT)	Daily Δ %	Turnover (BDTmn)	Volume (mn)	P/E (x)
KBPPWBIL	32.00	-2.44%	255.17	7.79	n/a
MIRACLEIND	32.70	-2.39%	11.24	0.34	n/a
AL-HAJTEX	189.90	-2.11%	66.19	0.35	n/a
1STPRIMFMF	14.70	-2.00%	1.14	0.08	76.00
ASIAPACINS	55.40	-1.95%	5.15	0.09	11.65

CITYBANK

CITYBANK: Board decision regarding Investment in proposed Digital Bank

The company has informed that the Board of Directors of the Company has approved the proposal for being a member of a consortium of few banks and most likely a telecom company for a proposed Digital Bank and also becoming sponsor shareholder by way of investing maximum BDT 277,800,000.00 (11.12% of total paid-up capital of the proposed Digital Bank) for the proposed Digital Bank subject to regulatory approval.

BRACBANK

BRACBANK: Bangladesh Bank's approval to increase the authorized capital

Refer to their earlier news disseminated by DSE on 12.04.2023 regarding dividend declaration and increase of authorized capital, the company has further informed that Bangladesh Bank has approved the increase of authorized capital of the company from Tk. 2000.00 crore to Tk. 5000.00 crore.

SQRPHARMA

SQRPHARMA: Regarding Contract Manufacturing Agreement with M/s Euro Pharma Ltd.

The company has informed that the Board of Directors in its meeting held on August 07, 2023 has approved an agreement with M/s Euro Pharma Ltd. for contract manufacturing of some products on behalf of the Company to meet increased demand of existing products and to introduce new products.

METROSPIN

METROSPIN: Regarding import of machineries to replace the old machineries

In line with the PSI published on 11.10.2021 regarding the BMRE project, the company has further informed that they have opened LC of 24,000 spindles for the import of latest automated capital machineries with modern technology (Blow Room, Carding, Simplex, Auto cone) to replace the similar numbers of old machineries/existing machineries' capacity of 24,000 spindles. After implementation of the BMRE, the total spindle capacity will be 35,520 spindles and the production capacity of the project will be increased by 110% from the existing production capacity. The project is designed to produce all types of yarn which includes value added Man-Made Fiber (MMF) yarn besides the cotton yarn.

Block Trade

Ticker	Max Price (BDT)	Min Price (BDT)	No. of Trades	Volume	Value (BDTmn)
AAMRANET	64.5	64.5	1	8,000	0.5
ACI	260.0	260.0	1	2,500	0.7
ACIFORMULA	145.1	145.0	3	14,000	2.0
ADVENT	25.5	25.5	1	29,000	0.7
AL-HAJTEX	200.0	177.0	7	175,731	32.2
ALIF	12.1	12.1	1	49,999	0.6
AMBEEPHA	558.0	558.0	1	1,200	0.7
ANWARGALV	210.0	194.7	4	12,800	2.6
AOL	32.9	32.9	1	15,200	0.5
ATCSLGF	10.0	10.0	1	53,000	0.5
BATBC	479.9	479.8	6	7,843	3.8
BEACONPHAR	266.3	266.3	1	115,700	30.8
BRACBANK	32.3	32.3	3	56,028	1.8
BSCCL	202.0	199.9	2	100,000	20.1
BXPHARMA	136.0	136.0	1	4,000	0.5
CONFIDCEM	86.0	85.9	2	12,000	1.0
CONTININS	48.5	48.5	2	35,700	1.7
CRYSTALINS	61.8	59.3	3	31,000	1.9
DOMINAGE	15.0	15.0	1	33,500	0.5
EBL	28.7	28.3	3	88,000	2.5
EMERALDOIL	144.0	134.4	6	181,170	24.5
EPGL	33.9	33.9	1	18,000	0.6
FINEFOODS	121.0	121.0	1	5,000	0.6
FIRSTSBANK	8.1	8.1	2	124,000	1.0
GEMINISEA	827.0	827.0	1	610	0.5
GIB	7.8	7.8	1	75,000	0.6
GOLDENSON	18.3	18.3	1	28,000	0.5
GP	261.7	261.6	4	15,913	4.2
HRTEX	104.4	104.4	1	8,360	0.9
IBNSINA	275.0	275.0	1	2,000	0.6
IFIC	10.1	10.1	1	50,000	0.5
ISLAMAINS	50.0	50.0	2	113,000	5.7
JAMUNABANK	20.2	19.8	5	140,000	2.8
JMISMDL	233.2	233.2	1	2,298	0.5
KBPPWBIL	33.5	33.5	1	210,000	7.0
KDSALTD	77.5	69.3	3	29,081	2.1
LHBL	68.7	68.7	1	10,000	0.7
LINDEBD	1,311.0	1,310.4	7	3,202	4.2
LRBDL	35.1	31.9	3	84,645	2.8
MATINSPINN	70.0	70.0	1	40,000	2.8
MERCANBANK	12.5	12.5	3	120,000	1.5
METROSPIN	44.0	44.0	1	100,000	4.4
NBL	8.2	8.1	14	1,326,857	10.8
NRBCBANK	15.3	15.3	1	50,000	0.8
ORIONPHARM	77.1	71.7	5	42,576	3.1
PAPERPROC	265.0	265.0	1	1,957	0.5
PRAGATILIF	132.0	132.0	1	3,900	0.5
PROVATIINS	56.0	53.1	3	43,572	2.4
PTL	69.8	69.5	2	27,200	1.9
RDFOOD	52.2	44.4	2	704,647	31.4
RENATA	1,141.8	1,141.8	1	440	0.5
ROBI	27.0	27.0	1	20,000	0.5
RUPALLIFE	123.0	119.8	9	530,000	63.9
SEAPEARL	210.0	196.0	10	357,000	72.2
SHEPHERD	23.9	23.9	1	25,000	0.6
SILVAPHL	19.5	19.5	1	26,000	0.5
SINGERBD	151.0	151.0	1	3,650	0.6
SONALIPAPR	631.0	590.1	9	139,241	86.4
SOUTHEASTB	12.1	12.1	1	200,000	2.4
UNIONINS	60.0	59.0	2	61,529	3.6
UTTARABANK	21.8	21.4	8	273,060	5.9

Disclaimer

For U.S. persons only: This research report is a product of UCB Stock Brokerage Ltd. ("UCB"), a company authorized to engage in securities activities in Bangladesh, under Marco Polo Securities 15a-6 chaperone service, which is the employer of the research analyst(s) who has prepared the research report. The research analyst(s) preparing the research report is/are resident outside the United States (U.S.) and are not associated persons of any U.S. regulated broker-dealer and therefore the analyst(s) is/are not subject to supervision by a U.S. broker-dealer, and is/are not required to satisfy the regulatory licensing requirements of FINRA or required to otherwise comply with U.S. rules or regulations regarding, among other things, communications with a subject company, public appearances and trading securities held by a research analyst account.

Research reports are intended for distribution by only to "Major Institutional Investors" as defined by Rule 15a-6 (b)(4) of the U.S. Securities and Exchange Act, 1934 (the Exchange Act) and interpretations thereof by U.S. Securities and Exchange Commission (SEC) in reliance on Rule 15a-6(a)(2). If the recipient of this report is not a Major Institutional Investor as specified above, then it should not act upon this report and return the same to the sender. Further, this report may not be copied, duplicated and/or transmitted onward to any U.S. person, which is not the Major Institutional Investor. In reliance on the exemption from registration provided by Rule 15a-6 of the Exchange Act and interpretations thereof by the SEC in order to conduct certain business with Major Institutional Investors, UCB has entered into a chaperoning agreement with a U.S. registered broker-dealer, Marco Polo Securities Inc. ("Marco Polo"). Transactions in securities discussed in this research report should be affected through Marco Polo or another U.S. registered broker dealer.

Past performance is not necessarily a guide to future performance and no representation or warranty, express or implied, is made by UCB Stock Brokerage Limited (UCB) with respect to future performance. Income from investments may fluctuate. The price or value of the investments to which this research report relates, either directly or indirectly, may fall or rise against the interest of investors. Any recommendation or opinion contained in this research report may become outdated as a consequence of changes in the environment in which the issuer of the securities under analysis operates, in addition to changes in the estimates and forecasts, assumptions and valuation methodology used herein.

No part of the content of this research report may be copied, forwarded or duplicated in any form or by any means without the prior consent of UCB and UCB accepts no liability whatsoever for the actions of third parties in this respect.

EQUITY RECOMMENDATION STRUCTURE (ABSOLUTE RATINGS)

We calculate our target price by weighting DCF, DDM, SOTP, asset-based and other relative valuation methods, and applying appropriate premiums/ discounts and/or other relevant adjustments.

Expected absolute returns are calculated as the % of difference between our target price and latest close price. Stock recommendations are based on absolute upside (downside) and have a 12-month horizon. Please note that future price fluctuations could lead to a temporary mismatch between upside/downside for a stock and our recommendation.

Recommendation Type	Holding period (if not otherwise mentioned)	Absolute Return Potential
Buy	12 Months	More than +15%
Neutral/ Hold	12 Months	Between -5% and +15%
Underweight	12 Months	Less than -5%

ANALYST CERTIFICATION

Respective analyst(s) identified in this report certifies, with respect to the companies or securities that the individual analyses, that (1) the views expressed in this report reflect his or her personal views about all of the subject companies and securities and (2) no part of his or her compensation was, is or will be directly or indirectly dependent on the specific recommendations or views expressed in this report. The research analyst(s) named on this report are not registered / qualified as research analysts with FINRA.

It has not been determined in advance whether and in what intervals this document will be updated. Unless otherwise stated current prices refer to the most recent trading day's closing price.

Contact Us

Research Team

Md. Hasib Reza, CFA	Head of Research	hasib.reza@ucbstock.com.bd	+880 1755 658 997
Md. Sakib Chowdhury, CFA	Deputy Head of Research	sakib.chowdhury@ucbstock.com.bd	+880 1713 205 698
Md. Nazmus Sakib	Research Associate	nazmus.sakib@ucbstock.com.bd	+880 1701 205 073
Anik Mahmood Ibne Anwar, CFA	Research Associate	anik.mahmood@ucbstock.com.bd	+880 1701 205 074
Faiza Kamal	Research Associate	faiza.kamal@ucbstock.com.bd	+880 1325 086 707

Investment Strategist

Syed Adnan Huda, CFA	First Vice President	adnan@ucbstock.com.bd	+880 1730 325 232
----------------------	----------------------	-----------------------	-------------------

Institutional & Foreign Trade

Tahmidur Rahman	First Assistant Vice President	rahman.tahmidur@ucbstock.com.bd	+880 1726 995 520
-----------------	--------------------------------	---------------------------------	-------------------

Office Premises

Head Office

Gulshan
Bulus Center
+880 2955 8481

Extensions of Head Office

Dilkusha +880 1701 205 090	Dilkusha (NIK Tower) +880 1701 205 000	Dhanmondi +880 1721 495 499	Nikunja +880 1701 205 013	Mohammadpur +880 1324 243 212
Bashundhara +880 1718 106 217	Mirpur-1 +880 1713 205 723	Mirpur-12 +880 1911 197 188	Banasree +880 1701 205 075	Uttara +880 1913 128 156

Branch Offices

Chattogram +880 1701 205 038	Sylhet +880 1713 205 760
--	------------------------------------

Digital Booths

Khulna +880 1717 411 466	Barishal +880 1713 205 762	Cumilla +880 1324 243 163	Jashore +880 1324 243 203	Gazipur +880 1324 243 165
Feni +880 1324 243 210	Khatungonj +880 1713 205 742	Chawkbazar +880 1817 206 965	Madhobdi +880 1324 243 156	
	Narayangonj +880 1324 243 207	Agrabad +880 1324 243 198		