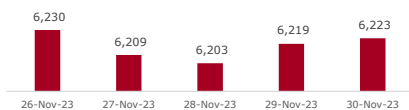


DSEX DOWN 10.68 POINTS

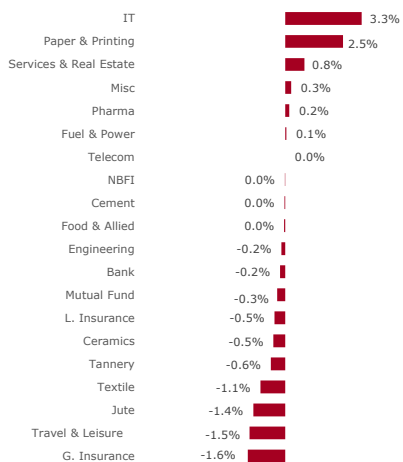
Market closed flat this week. Broad index, DSEX, went down by 10.68 points (0.17%). IT, Paper & Printing and Services & Real Estate sectors closed positive while General Insurance, Travel & Leisure and Jute sectors faced correction this week.

Average turnover decreased by 4.70% to BDT 3.82bn. Engineering sector dominated the turnover chart covering 16.76% of total turnover.

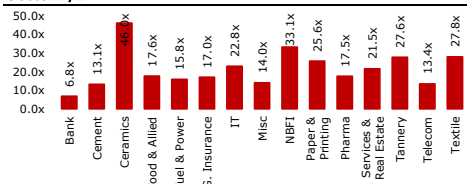
Intraweek Performance of DSEX



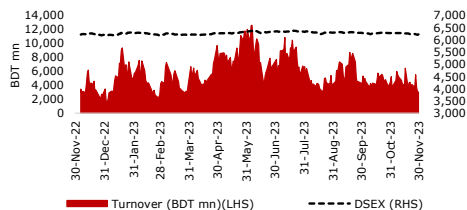
Sector Return



Sector P/E



52 Week Daily Turnover & DSEX



Index

Particulars	Value	Δ Points	Weekly Δ %	Dec'22 Value	YTD Δ %
DSEX	6,223.03	(10.68)	-0.17%	6,206.81	0.26%
DS30	2,108.32	1.61	0.08%	2,195.30	-3.96%
DSES	1,353.21	0.67	0.05%	1,358.84	-0.41%
Dow Jones IA	35,430.42	1,625.55	4.81%	33,147.25	6.89%
Nikkei 225	33,486.89	992.23	3.05%	26,094.50	28.33%
FTSE 100	7,437.50	(241.97)	-3.15%	7,451.74	-0.19%

Market Statistics

Particulars	This Week	Last Week	Weekly Δ	Weekly Δ %
Avg. Turnover (BDT mn)	3,816	4,004	(188.37)	-4.70%
Avg. Turnover (USD mn)	45	48	(2.24)	-4.70%
Avg. Volume (mn)	125	138	(12.51)	-9.07%
Market Cap (BDT bn)	7,718	7,725	(6.75)	-0.09%
Market Cap (USD bn)	92	92	(0.08)	-0.09%
Market P/E (x)	14.42			
Particulars	Galner	Loser		
Market Breadth	62	93		

Sector Statistics

Sector	Market Cap (BDTmn)	% of total Market Cap	Sector Return	Turnover (BDTmn)	% of total Turnover
Bank	669,743	8.7%	-0.2%	37	0.98%
Cement	120,404	1.6%	0.0%	59	1.55%
Ceramics	32,154	0.4%	-0.5%	195	5.12%
Engineering	528,967	6.9%	-0.2%	640	16.76%
Food & Allied	389,597	5.0%	0.0%	502	13.15%
Misc	237,639	3.1%	0.3%	218	5.70%
Fuel & Power	447,874	5.8%	0.1%	109	2.85%
G. Insurance	96,916	1.3%	-1.6%	247	6.47%
L. Insurance	72,476	0.9%	-0.5%	207	5.44%
IT	37,457	0.5%	3.3%	100	2.62%
Jute	4,391	0.1%	-1.4%	63	1.64%
Mutual Fund	39,076	0.5%	-0.3%	18	0.46%
NBF	186,572	2.4%	0.0%	10	0.25%
Paper & Printing	39,221	0.5%	2.5%	271	7.11%
Pharma	710,597	9.2%	0.2%	432	11.31%
Services & Real Estate	27,458	0.4%	0.8%	67	1.75%
Tannery	34,926	0.5%	-0.6%	58	1.51%
Telecom	580,232	7.5%	0.0%	4	0.11%
Textile	172,510	2.2%	-1.1%	389	10.21%
Travel & Leisure	42,591	0.6%	-1.5%	174	4.57%

Top Turnover

Ticker	Close Price (BDT)	Weekly Δ %	Turnover (BDTmn)	Volume (mn)	P/E (x)
KPPL	27.00	6.7%	175.06	7.25	n/a
CENTRALPHL	16.20	-4.7%	166.22	9.32	n/a
SEAPPEARL	180.90	-4.7%	151.62	0.84	23.47
YPL	29.50	-10.3%	140.00	4.57	n/a
SUNLIFEINS	52.90	0.0%	134.46	2.69	-

Top Gainers

Ticker	Close Price (BDT)	Weekly Δ %	Turnover (BDTmn)	Volume (mn)	P/E (x)
GQBALLPEN	173.00	32.7%	35.26	0.24	n/a
AFTABAUTO	31.30	22.7%	66.37	2.17	463.13
STANCERAM	131.20	20.7%	10.90	0.09	n/a
LIBRAINFU	1449.10	18.5%	56.76	0.04	n/a
SAMATALETH	71.10	18.3%	11.97	0.18	n/a

Top Losers

Ticker	Close Price (BDT)	Weekly Δ %	Turnover (BDTmn)	Volume (mn)	P/E (x)
BDTHAI	15.50	-22.9%	74.83	4.28	n/a
DACCADYE	13.20	-22.4%	32.81	2.19	990.00
ETL	9.80	-22.2%	51.72	4.57	n/a
PDL	11.80	-20.3%	128.80	9.52	61.88
FUWANGCER	18.10	-18.5%	126.91	6.52	52.20

Please see penultimate page for additional important disclosures: UCB Stock Brokerage Ltd. ("UCB") is a foreign broker-dealer unregistered in the USA. UCB research is prepared by analysts who are not registered in the USA. UCB research is distributed in the USA pursuant to Rule 15a-6 of the Securities Exchange Act of 1934 solely by Marco Polo Securities Inc., an SEC registered and FINRA-member broker-dealer.

Disclaimer

For U.S. persons only: This research report is a product of UCB Stock Brokerage Ltd. ("UCB"), a company authorized to engage in securities activities in Bangladesh, under Marco Polo Securities 15a-6 chaperone service, which is the employer of the research analyst(s) who has prepared the research report. The research analyst(s) preparing the research report is/are resident outside the United States (U.S.) and are not associated persons of any U.S. regulated broker-dealer and therefore the analyst(s) is/are not subject to supervision by a U.S. broker-dealer, and is/are not required to satisfy the regulatory licensing requirements of FINRA or required to otherwise comply with U.S. rules or regulations regarding, among other things, communications with a subject company, public appearances and trading securities held by a research analyst account.

Research reports are intended for distribution by only to "Major Institutional Investors" as defined by Rule 15a-6 (b)(4) of the U.S. Securities and Exchange Act, 1934 (the Exchange Act) and interpretations thereof by U.S. Securities and Exchange Commission (SEC) in reliance on Rule 15a-6(a)(2). If the recipient of this report is not a Major Institutional Investor as specified above, then it should not act upon this report and return the same to the sender. Further, this report may not be copied, duplicated and/or transmitted onward to any U.S. person, which is not the Major Institutional Investor. In reliance on the exemption from registration provided by Rule 15a-6 of the Exchange Act and interpretations thereof by the SEC in order to conduct certain business with Major Institutional Investors, UCB has entered into a chaperoning agreement with a U.S. registered broker-dealer, Marco Polo Securities Inc. ("Marco Polo"). Transactions in securities discussed in this research report should be affected through Marco Polo or another U.S. registered broker dealer.

Past performance is not necessarily a guide to future performance and no representation or warranty, express or implied, is made by UCB Stock Brokerage Limited (UCB) with respect to future performance. Income from investments may fluctuate. The price or value of the investments to which this research report relates, either directly or indirectly, may fall or rise against the interest of investors. Any recommendation or opinion contained in this research report may become outdated as a consequence of changes in the environment in which the issuer of the securities under analysis operates, in addition to changes in the estimates and forecasts, assumptions and valuation methodology used herein.

No part of the content of this research report may be copied, forwarded or duplicated in any form or by any means without the prior consent of UCB and UCB accepts no liability whatsoever for the actions of third parties in this respect.

EQUITY RECOMMENDATION STRUCTURE (ABSOLUTE RATINGS)

We calculate our target price by weighting DCF, DDM, SOTP, asset-based and other relative valuation methods, and applying appropriate premiums/ discounts and/or other relevant adjustments.

Expected absolute returns are calculated as the % of difference between our target price and latest close price. Stock recommendations are based on absolute upside (downside) and have a 12-month horizon. Please note that future price fluctuations could lead to a temporary mismatch between upside/downside for a stock and our recommendation.

Recommendation Type	Holding period (if not otherwise mentioned)	Absolute Return Potential
Buy	12 Months	More than +15%
Neutral/ Hold	12 Months	Between -5% and +15%
Underweight	12 Months	Less than -5%

ANALYST CERTIFICATION

Respective analyst(s) identified in this report certifies, with respect to the companies or securities that the individual analyses, that (1) the views expressed in this report reflect his or her personal views about all of the subject companies and securities and (2) no part of his or her compensation was, is or will be directly or indirectly dependent on the specific recommendations or views expressed in this report. The research analyst(s) named on this report are not registered / qualified as research analysts with FINRA.

It has not been determined in advance whether and in what intervals this document will be updated. Unless otherwise stated current prices refer to the most recent trading day's closing price.

Contact Us

Research Team

Md. Hasib Reza, CFA	Head of Research	hasib.reza@ucbstock.com.bd	+880 1755 658 997
Md. Sakib Chowdhury, CFA	Deputy Head of Research	sakib.chowdhury@ucbstock.com.bd	+880 1713 205 698
Md. Nazmus Sakib	Research Associate	nazmus.sakib@ucbstock.com.bd	+880 1701 205 073
Anik Mahmood Ibne Anwar, CFA	Research Associate	anik.mahmood@ucbstock.com.bd	+880 1701 205 074
Faiza Kamal	Research Associate	faiza.kamal@ucbstock.com.bd	+880 1325 086 707

Investment Strategist

Syed Adnan Huda, CFA	First Vice President	adnan@ucbstock.com.bd	+880 1730 325 232
----------------------	----------------------	-----------------------	-------------------

Institutional & Foreign Trade

Tahmidur Rahman	First Assistant Vice President	rahman.tahmidur@ucbstock.com.bd	+880 1726 995 520
-----------------	--------------------------------	---------------------------------	-------------------

Office Premises

Head Office

Gulshan
Bulus Center
+880 2955 8481

Extensions of Head Office

Dilkusha +880 1701 205 090	Dilkusha (NIK Tower) +880 1701 205 000	Dhanmondi +880 1721 495 499	Nikunja +880 1701 205 013	Mohammadpur +880 1324 243 212
Bashundhara +880 1718 106 217	Mirpur-1 +880 1713 205 723	Mirpur-12 +880 1911 197 188	Banasree +880 1701 205 075	Uttara +880 1913 128 156

Branch Offices

Chattogram +880 1701 205 038	Sylhet +880 1713 205 760
--	------------------------------------

Digital Booths

Khulna +880 1717 411 466	Barishal +880 1713 205 762	Cumilla +880 1324 243 163	Jashore +880 1324 243 203	Gazipur +880 1324 243 165
Feni +880 1324 243 210	Khatungonj +880 1713 205 742	Chawkbazar +880 1817 206 965	Madhobdi +880 1324 243 156	
	Narayangonj +880 1324 243 207	Agrabad +880 1324 243 198		