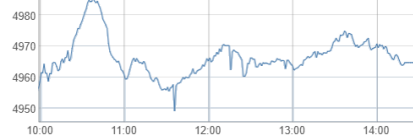


## DSEX WENT UP BY 8.42 POINTS

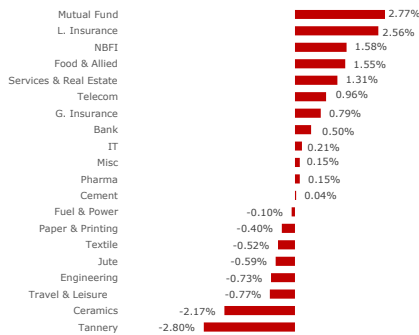
Market closed flat today with increase in turnover. Broad index DSEX went up by 8.42 points. Mutual Funds, Life Insurance, and NBFI are the top three sectors that closed positive today while Tannery, Ceramics, and Travel & Leisure are the top three sectors that closed negative.

Turnover increased by 46.3% to BDT 5.8bn (USD 48mn). Bank sector dominated the turnover chart covering 39.1% of the total turnover.

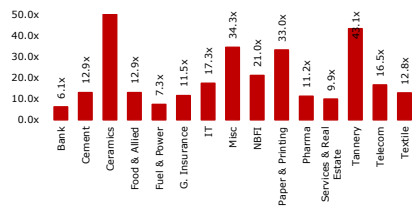
### Intraday Performance of DSEX



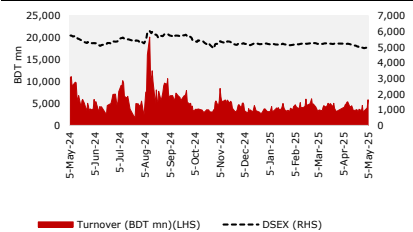
### Sector Return



### Sector P/E



### 52 Week Daily Turnover & DSEX



### Index

Particulars	Value	Δ Points	Daily Δ %	Dec'24 Value	YTD Δ %
DSEX	4,964.67	8.42	0.17%	5,216.44	-4.83%
DS30	1,844.04	10.02	0.55%	1,939.73	-4.93%
DSES	1,098.95	(1.44)	-0.13%	1,168.90	-5.98%
S&P 500	5,686.67	82.53	1.47%	5,881.63	-3.31%
Nikkei 225	36,830.69	378.39	1.04%	39,894.54	-7.68%
FTSE 100	8,596.35	99.55	1.17%	8,132.56	5.70%

### Market Statistics

Particulars	Today	Last Day	Daily Δ	Daily Δ %	60 Day MA
Turnover (BDT mn)	5,840	3,993	1,847	46.25%	4,249
Turnover (USD mn)	48	33	15	46.25%	35
Volume (mn)	224	187	37	19.82%	168
Market Cap (BDT bn)	6,566	6,552	14	0.22%	
Market Cap (USD bn)	54	54	0	0.22%	
Market P/E (x)	10.7				
<b>Particulars</b>	<b>Gainer</b>	<b>Loser</b>	<b>Unchanged</b>		
Market Breadth	173	169	58		

### Sector Statistics

Sector	Market Cap (BDTmn)	% of total Market Cap	Sector Return	Turnover (BDTmn)	% of total Turnover
Bank	627,484	18.91%	0.5%	2,283.9	39.11%
Telecom	566,189	17.06%	1.0%	38.6	0.66%
Pharma	539,016	16.24%	0.1%	459.6	7.87%
Fuel & Power	285,198	8.59%	-0.1%	404.5	6.93%
Food & Allied	274,392	8.27%	1.5%	513.0	8.78%
Engineering	263,571	7.94%	-0.7%	332.1	5.69%
Misc	234,721	7.07%	0.2%	216.9	3.71%
Textile	108,076	3.26%	-0.5%	333.7	5.71%
NBFI	94,308	2.84%	1.6%	68.2	1.17%
Cement	84,007	2.53%	0.0%	42.8	0.73%
G. Insurance	71,898	2.17%	0.8%	172.8	2.96%
L. Insurance	44,428	1.34%	2.6%	99.7	1.71%
Mutual Fund	29,372	0.89%	2.8%	323.7	5.54%
IT	23,520	0.71%	0.2%	75.1	1.29%
Tannery	19,714	0.59%	-2.8%	21.3	0.36%
Paper & Printing	19,063	0.57%	-0.4%	156.0	2.67%
Travel & Leisure	17,766	0.54%	-0.8%	31.0	0.53%
Ceramics	17,690	0.53%	-2.2%	150.1	2.57%

### Top Turnover

Ticker	Close Price (BDT)	Daily Δ %	Turnover (BDTmn)	Volume (mn)	P/E (x)
BRACBANK	50.60	1.20%	1496.41	30.40	7.28
BEACHHATCH	60.30	-2.43%	302.38	5.06	11.17
MIDLANDBNK	25.00	9.65%	274.19	11.30	19.69
BSC	95.90	3.45%	137.60	1.45	5.13
CITYBANK	22.90	-0.43%	112.49	4.91	3.04

### Top Gainers

Ticker	Close Price (BDT)	Daily Δ %	Turnover (BDTmn)	Volume (mn)	P/E (x)
PADMALIFE	22.00	10.00%	2.24	0.10	-
PROGRESLIF	47.60	9.93%	1.33	0.03	-
BPPL	12.30	9.82%	12.77	1.04	12.47
BARKAPOWER	11.20	9.80%	38.28	3.45	28.97
SEMLFBSLGF	6.80	9.68%	13.57	2.06	56.67

### Top Losers

Ticker	Close Price (BDT)	Daily Δ %	Turnover (BDTmn)	Volume (mn)	P/E (x)
KPCL	11.90	-9.85%	19.15	1.57	68.65
RENWICKJA	602.10	-7.23%	0.27	0.00	n/a
EPGL	19.00	-6.40%	30.47	1.56	n/a
BATASHOE	732.10	-6.21%	1.24	0.00	33.86
GHCL	20.80	-5.88%	5.17	0.24	n/a

### RAKCERAMIC

#### Category Change

The Company has been placed in 'Z' category from existing 'A' category with effect from today i.e., 05.05.2025 as per provision 1(e) of BSEC Directive No. BSEC/CMRRCD/2009-193/77, dated May 20, 2024 regarding non-disbursement of the approved dividend within the stipulated time frame.

### Block Trade

Ticker	Max Price (BDT)	Min Price (BDT)	No. of Trades	Volume	Value (BDTmn)
AIBLISTIMF	7.1	7.1	1	200000	1.42
AL-HAJTEX	125	125	1	4100	0.512
APEXFOOT	223	223	1	2280	0.508
BEACHHATCH	67.6	56	2	16697	1.021
BRACBANK	49.2	49.2	1	29679379	1460.225
BSC	90.3	90.3	1	10000	0.903
BXPHARMA	93.5	93.5	1	270000	25.245
CAPMBDBLMF	8.8	8.6	4	364103	3.168
DUTCHBANGL	38.6	38.6	2	48578	1.875
EIL	45	45	4	200000	9
FARCHEM	23.2	22.9	4	264207	6.079
FINEFOODS	200.3	200.3	2	16000	3.205
GBBPOWER	8.8	8.8	1	98706	0.869
ICBSONALI1	6.3	6.3	1	80000	0.504
LOVELLO	80	79	2	150000	11.9
MIDLANDBNK	24.3	20.6	8	1461809	32.601
MIRAKHTER	28.6	28.6	1	24000	0.686
NATLIFEINS	93	93	1	8300	0.772
RDFOOD	25.6	25.6	1	22467	0.575
RELIANCE1	20.6	20.1	3	161500	3.261
RENATA	491	491	1	100000	49.1
ROBI	25.9	25.9	1	19350	0.501
SAIHAMCOT	15	15	1	271000	4.065
SEMLLECMF	12.8	12.5	6	740000	9.31
SHAHJABANK	16.5	16.5	1	149995	2.475
SHEPHERD	16.7	16.7	1	48500	0.81
SIBL	7.5	7.5	1	5500000	41.25
SPCL	42.4	42.4	1	81000	3.434
TOSRIFA	20.1	20.1	1	50000	1.005

---

## Disclaimer

**For U.S. persons only:** This research report is a product of UCB Stock Brokerage Ltd. ("UCB"), a company authorized to engage in securities activities in Bangladesh, under Marco Polo Securities 15a-6 chaperone service, which is the employer of the research analyst(s) who has prepared the research report. The research analyst(s) preparing the research report is/are resident outside the United States (U.S.) and are not associated persons of any U.S. regulated broker-dealer and therefore the analyst(s) is/are not subject to supervision by a U.S. broker-dealer, and is/are not required to satisfy the regulatory licensing requirements of FINRA or required to otherwise comply with U.S. rules or regulations regarding, among other things, communications with a subject company, public appearances and trading securities held by a research analyst account.

Research reports are intended for distribution by only to "Major Institutional Investors" as defined by Rule 15a-6 (b)(4) of the U.S. Securities and Exchange Act, 1934 (the Exchange Act) and interpretations thereof by U.S. Securities and Exchange Commission (SEC) in reliance on Rule 15a-6(a)(2). If the recipient of this report is not a Major Institutional Investor as specified above, then it should not act upon this report and return the same to the sender. Further, this report may not be copied, duplicated and/or transmitted onward to any U.S. person, which is not the Major Institutional Investor. In reliance on the exemption from registration provided by Rule 15a-6 of the Exchange Act and interpretations thereof by the SEC in order to conduct certain business with Major Institutional Investors, UCB has entered into a chaperoning agreement with a U.S. registered broker-dealer, Marco Polo Securities Inc. ("Marco Polo"). Transactions in securities discussed in this research report should be affected through Marco Polo or another U.S. registered broker dealer.

Past performance is not necessarily a guide to future performance and no representation or warranty, express or implied, is made by UCB Stock Brokerage Limited (UCB) with respect to future performance. Income from investments may fluctuate. The price or value of the investments to which this research report relates, either directly or indirectly, may fall or rise against the interest of investors. Any recommendation or opinion contained in this research report may become outdated as a consequence of changes in the environment in which the issuer of the securities under analysis operates, in addition to changes in the estimates and forecasts, assumptions and valuation methodology used herein.

No part of the content of this research report may be copied, forwarded or duplicated in any form or by any means without the prior consent of UCB and UCB accepts no liability whatsoever for the actions of third parties in this respect.

### **EQUITY RECOMMENDATION STRUCTURE (ABSOLUTE RATINGS)**

We calculate our target price by weighting DCF, DDM, SOTP, asset-based and other relative valuation methods, and applying appropriate premiums/ discounts and/or other relevant adjustments.

Expected absolute returns are calculated as the % of difference between our target price and latest close price. Stock recommendations are based on absolute upside (downside) and have a 12-month horizon. Please note that future price fluctuations could lead to a temporary mismatch between upside/downside for a stock and our recommendation.

Recommendation Type	Holding period (if not otherwise mentioned)	Absolute Return Potential
Buy	12 Months	More than +15%
Neutral/ Hold	12 Months	Between -5% and +15%
Underweight	12 Months	Less than -5%

### **ANALYST CERTIFICATION**

Respective analyst(s) identified in this report certifies, with respect to the companies or securities that the individual analyses, that (1) the views expressed in this report reflect his or her personal views about all of the subject companies and securities and (2) no part of his or her compensation was, is or will be directly or indirectly dependent on the specific recommendations or views expressed in this report. The research analyst(s) named on this report are not registered / qualified as research analysts with FINRA.

*It has not been determined in advance whether and in what intervals this document will be updated. Unless otherwise stated current prices refer to the most recent trading day's closing price.*

## Contact Us

### Research Team

Md. Hasib Reza, CFA	Head of Research	hasib.reza@ucbstock.com.bd	+880 1755 658 997
Md. Nazmus Sakib, CFA	Deputy Head of Research	nazmus.sakib@ucbstock.com.bd	+880 1701 205 073
Anik Mahmood Ibne Anwar, CFA	Deputy Head of Research	anik.mahmood@ucbstock.com.bd	+880 1701 205 074
Fahmid Islam Sathin	Research Associate	fahmid.islam@ucbstock.com.bd	+880 1325 086 738
Nafis Zaki	Research Associate	nafis.zaki@ucbstock.com.bd	+880 1871 891 263
Mahmudul Hasan Meraz	Research Associate	mahmudul.hasan@ucbstock.com.bd	+880 1324 719 456

### Investment Strategist

Syed Adnan Huda, CFA	First Vice President	adnan@ucbstock.com.bd	+880 1730 325 232
----------------------	----------------------	-----------------------	-------------------

### Institutional & Foreign Trade

Tahmidur Rahman	First Assistant Vice President	rahman.tahmidur@ucbstock.com.bd	+880 1726 995 520
-----------------	--------------------------------	---------------------------------	-------------------

### Office Premises

#### Head Office

**Gulshan**  
Bulus Center  
+880 2955 8481

#### Extensions of Head Office

<b>Dilkusha</b> +880 1701 205 090	<b>Dilkusha (NIK Tower)</b> +880 1701 205 000	<b>Dhanmondi</b> +880 1713 205 703	<b>Nikunja</b> +880 1701 205 013	<b>Mohammadpur</b> +880 1324 243 212
<b>Bashundhara</b> +880 1718 106 217	<b>Mirpur-1</b> +880 1713 205 723	<b>Mirpur-12</b> +880 1911 197 188	<b>Banasree</b> +880 1701 205 075	<b>Uttara</b> +880 1913 128 156

#### Branch Offices

<b>Chattogram</b> +880 1701 205 038	<b>Sylhet</b> +880 1713 205 760
--	------------------------------------

#### Digital Booths

<b>Khulna</b> +880 1717 411 466	<b>Barishal</b> +880 1713 205 762	<b>Cumilla</b> +880 1324 243 163	<b>Jashore</b> +880 1324 243 203	<b>Gazipur</b> +880 1324 243 165
<b>Feni</b> +880 1324 243 210	<b>Khatungonj</b> +880 1713 205 742	<b>Chawkbazar</b> +880 1817 206 965	<b>Madhobdi</b> +880 1324 243 156	
	<b>Narayangonj</b> +880 1324 243 207	<b>Agrabad</b> +880 1324 243 198		