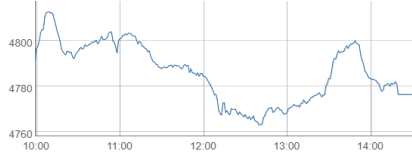


## DSEX WENT DOWN BY 14.75 POINTS

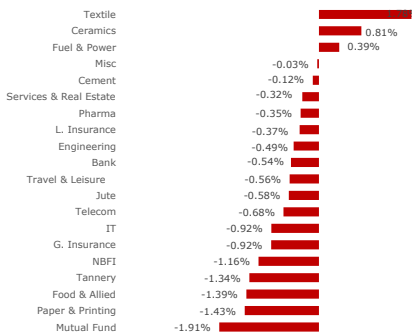
Market closed flat today with decrease in turnover. Broad index DSEX went down by 14.75 points. Textile, Ceramics, and Fuel & Power are the only three sectors that closed positive today while Mutual Fund, Paper & Printing, and Food & Allied are the top three sectors that closed negative today.

Turnover decreased by 1.31% to BDT 2.9bn (USD 24mn). Bank sector dominated the turnover chart covering 19.14% of the total turnover.

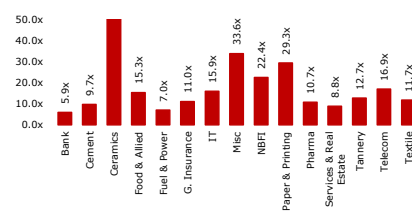
### Intraday Performance of DSEX



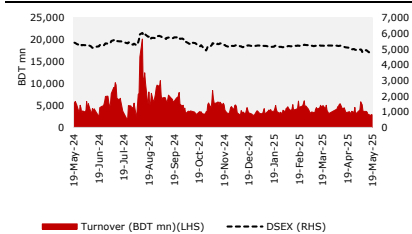
### Sector Return



### Sector P/E



### 52 Week Daily Turnover & DSEX



### Index

Particulars	Value	Δ Points	Daily Δ %	Dec'24 Value	YTD Δ %
DSEX	4,776.33	(14.75)	-0.31%	5,216.44	-8.44%
DS30	1,771.98	(8.30)	-0.47%	1,939.73	-8.65%
DSES	1,041.94	(4.22)	-0.40%	1,168.90	-10.86%
S&P 500	5,958.38	-	0.00%	5,881.63	1.30%
Nikkei 225	37,498.63	(255.09)	-0.68%	39,894.54	-6.01%
FTSE 100	8,618.03	(66.53)	-0.77%	8,132.56	5.97%

### Market Statistics

Particulars	Today	Last Day	Daily Δ	Daily Δ %	60 Day MA
Turnover (BDT mn)	2,888	2,926	-38	-1.31%	4,141
Turnover (USD mn)	24	24	0	-1.31%	35
Volume (mn)	171	167	4	2.15%	171
Market Cap (BDT bn)	6,491	6,510	-19	-0.30%	
Market Cap (USD bn)	53	53	0	-0.30%	
Market P/E (x)	10.3				
<b>Particulars</b>	<b>Gainer</b>	<b>Loser</b>	<b>Unchanged</b>		
Market Breadth	125	202	70		

### Sector Statistics

Sector	Market Cap (BDTmn)	% of total Market Cap	Sector Return	Turnover (BDTmn)	% of total Turnover
Bank	625,981	19.57%	-0.5%	552.6	19.14%
Telecom	545,203	17.05%	-0.7%	33.0	1.14%
Pharma	515,230	16.11%	-0.4%	299.1	10.36%
Fuel & Power	273,849	8.56%	0.4%	198.0	6.86%
Food & Allied	252,233	7.89%	-1.4%	295.8	10.24%
Engineering	245,343	7.67%	-0.5%	172.4	5.97%
Misc	230,467	7.21%	0.0%	78.8	2.73%
Textile	103,435	3.23%	1.8%	370.8	12.84%
NBFI	86,805	2.71%	-1.2%	62.6	2.17%
Cement	80,037	2.50%	-0.1%	21.1	0.73%
G. Insurance	69,580	2.18%	-0.9%	177.5	6.15%
L. Insurance	41,023	1.28%	-0.4%	57.9	2.00%
Mutual Fund	28,161	0.88%	-1.9%	326.2	11.30%
IT	21,569	0.67%	-0.9%	51.8	1.79%
Tannery	20,714	0.65%	-1.3%	14.3	0.50%
Paper & Printing	16,922	0.53%	-1.4%	55.3	1.92%
Travel & Leisure	16,656	0.52%	-0.6%	20.3	0.70%
Ceramics	15,859	0.50%	0.8%	67.7	2.34%

### Top Turnover

Ticker	Close Price (BDT)	Daily Δ %	Turnover (BDTmn)	Volume (mn)	P/E (x)
ORIONINFU	358.00	3.08%	163.63	0.47	191.79
BEACHHATCH	44.10	-0.45%	114.50	2.58	7.22
MIDLANDBNK	22.50	-9.27%	108.79	4.76	35.16
CITYBANK	23.00	0.00%	83.60	3.64	8.46
ABB1STMF	4.40	-4.35%	82.90	19.10	n/a

### Top Gainers

Ticker	Close Price (BDT)	Daily Δ %	Turnover (BDTmn)	Volume (mn)	P/E (x)
KTL	11.00	10.00%	31.24	2.89	n/a
SONARGAON	33.50	9.84%	43.09	1.29	1,256.25
ESQUIRENIT	22.90	9.57%	24.85	1.10	35.05
MONNOFABR	13.50	8.87%	34.07	2.55	112.50
SHARPIND	17.30	8.13%	10.63	0.61	26.48

### Top Losers

Ticker	Close Price (BDT)	Daily Δ %	Turnover (BDTmn)	Volume (mn)	P/E (x)
MEGCONMILK	19.80	-10.00%	0.54	0.03	n/a
MIDLANDBNK	22.50	-9.27%	108.79	4.76	35.16
FBFIF	3.40	-8.11%	56.05	16.35	n/a
CAPMBDBLMF	8.80	-7.37%	8.05	0.91	n/a
NTC	140.10	-5.91%	0.30	0.00	n/a

**PRIMEFIN**  
**Q1 Financials**

Consolidated EPS was Tk. (0.29) for January-March 2023 as against Tk. (0.34) for January-March 2022. Consolidated NOCFPS was Tk. (0.37) for January-March 2023 as against Tk. (0.41) for January-March 2022. Consolidated NAV per share was Tk. 6.71 as on March 31, 2023 and Tk. 6.99 as on March 31, 2022.

**Block Trade**

Ticker	Max Price (BDT)	Min Price (BDT)	No. of Trades	Volume	Value (BDTmn)
AAMRANET	17.5	17.5	1	60000	1.05
ABB1STMF	5	5	1	1000000	5
ARGONDENIM	16.2	16.2	1	65320	1.058
BATBC	299.9	299.9	1	24500	7.348
BDCOM	23	23	1	184686	4.248
BEXIMCO	99.7	99.6	6	30122	3.001
BRACBANK	57.6	57.6	1	130000	7.488
BSC	98.1	98.1	1	19500	1.913
CAPMBDBLMF	8.6	8.6	1	100000	0.86
CONTININS	23.5	23.5	1	26300	0.618
DAFODILCOM	62.9	62.9	1	42500	2.673
DBH	35.5	35.5	2	150000	5.325
EASTRNLAB	2158	2158	1	2359	5.091
EIL	46	46	5	1429106	65.739
FINEFOODS	230.6	206	4	137850	29.196
IFIC	6.3	6.3	1	83000	0.523
JANATAINS	25	25	1	30000	0.75
KDSALTD	45	45	1	419560	18.88
LOVELLO	71	71	1	7183	0.51
MIDLANDBNK	25	22.6	7	487000	11.797
MIRAKHTER	25.2	25.2	1	30000	0.756
NAVANAPHAR	54	52	2	48031	2.53
NPOLYMER	25.5	25.5	1	20000	0.51
NRBBANK	12.3	12.3	1	69000	0.849
NLTUBES	77	75	2	20400	1.554
ORIONINFU	341.2	335.2	10	67129	22.665
PTL	46.5	46.5	1	25218	1.173
PURABIGEN	17	17	1	170000	2.89
RELIANCE1	18.6	17.6	5	220001	3.992
ROBI	26.4	26.4	1	100000	2.64
SEAPEARL	39.5	39.5	1	19000	0.75
SEMILLECMF	13.2	12	9	5235527	68.915
STANDARINS	38.8	38.8	2	26670	1.035
SUNLIFEINS	68.5	68	2	26300	1.792
ZAHINTEX	4.9	4.9	1	122000	0.598

---

## Disclaimer

**For U.S. persons only:** This research report is a product of UCB Stock Brokerage Ltd. ("UCB"), a company authorized to engage in securities activities in Bangladesh, under Marco Polo Securities 15a-6 chaperone service, which is the employer of the research analyst(s) who has prepared the research report. The research analyst(s) preparing the research report is/are resident outside the United States (U.S.) and are not associated persons of any U.S. regulated broker-dealer and therefore the analyst(s) is/are not subject to supervision by a U.S. broker-dealer, and is/are not required to satisfy the regulatory licensing requirements of FINRA or required to otherwise comply with U.S. rules or regulations regarding, among other things, communications with a subject company, public appearances and trading securities held by a research analyst account.

Research reports are intended for distribution by only to "Major Institutional Investors" as defined by Rule 15a-6 (b)(4) of the U.S. Securities and Exchange Act, 1934 (the Exchange Act) and interpretations thereof by U.S. Securities and Exchange Commission (SEC) in reliance on Rule 15a-6(a)(2). If the recipient of this report is not a Major Institutional Investor as specified above, then it should not act upon this report and return the same to the sender. Further, this report may not be copied, duplicated and/or transmitted onward to any U.S. person, which is not the Major Institutional Investor. In reliance on the exemption from registration provided by Rule 15a-6 of the Exchange Act and interpretations thereof by the SEC in order to conduct certain business with Major Institutional Investors, UCB has entered into a chaperoning agreement with a U.S. registered broker-dealer, Marco Polo Securities Inc. ("Marco Polo"). Transactions in securities discussed in this research report should be affected through Marco Polo or another U.S. registered broker dealer.

Past performance is not necessarily a guide to future performance and no representation or warranty, express or implied, is made by UCB Stock Brokerage Limited (UCB) with respect to future performance. Income from investments may fluctuate. The price or value of the investments to which this research report relates, either directly or indirectly, may fall or rise against the interest of investors. Any recommendation or opinion contained in this research report may become outdated as a consequence of changes in the environment in which the issuer of the securities under analysis operates, in addition to changes in the estimates and forecasts, assumptions and valuation methodology used herein.

No part of the content of this research report may be copied, forwarded or duplicated in any form or by any means without the prior consent of UCB and UCB accepts no liability whatsoever for the actions of third parties in this respect.

### **EQUITY RECOMMENDATION STRUCTURE (ABSOLUTE RATINGS)**

We calculate our target price by weighting DCF, DDM, SOTP, asset-based and other relative valuation methods, and applying appropriate premiums/ discounts and/or other relevant adjustments.

Expected absolute returns are calculated as the % of difference between our target price and latest close price. Stock recommendations are based on absolute upside (downside) and have a 12-month horizon. Please note that future price fluctuations could lead to a temporary mismatch between upside/downside for a stock and our recommendation.

Recommendation Type	Holding period (if not otherwise mentioned)	Absolute Return Potential
Buy	12 Months	More than +15%
Neutral/ Hold	12 Months	Between -5% and +15%
Underweight	12 Months	Less than -5%

### **ANALYST CERTIFICATION**

Respective analyst(s) identified in this report certifies, with respect to the companies or securities that the individual analyses, that (1) the views expressed in this report reflect his or her personal views about all of the subject companies and securities and (2) no part of his or her compensation was, is or will be directly or indirectly dependent on the specific recommendations or views expressed in this report. The research analyst(s) named on this report are not registered / qualified as research analysts with FINRA.

*It has not been determined in advance whether and in what intervals this document will be updated. Unless otherwise stated current prices refer to the most recent trading day's closing price.*

## Contact Us

### Research Team

Md. Hasib Reza, CFA	Head of Research	hasib.reza@ucbstock.com.bd	+880 1755 658 997
Md. Nazmus Sakib, CFA	Deputy Head of Research	nazmus.sakib@ucbstock.com.bd	+880 1701 205 073
Anik Mahmood Ibne Anwar, CFA	Deputy Head of Research	anik.mahmood@ucbstock.com.bd	+880 1701 205 074
Fahmid Islam Sathin	Research Associate	fahmid.islam@ucbstock.com.bd	+880 1325 086 738
Nafis Zaki	Research Associate	nafis.zaki@ucbstock.com.bd	+880 1871 891 263
Mahmudul Hasan Meraz	Research Associate	mahmudul.hasan@ucbstock.com.bd	+880 1324 719 456
Numair M N Ahmmed	Research Associate	ahmmed.numair@ucbstock.com.bd	+880 1324 719 484

### Investment Strategist

Syed Adnan Huda, CFA	First Vice President	adnan@ucbstock.com.bd	+880 1730 325 232
----------------------	----------------------	-----------------------	-------------------

### Institutional & Foreign Trade

Tahmidur Rahman	First Assistant Vice President	rahman.tahmidur@ucbstock.com.bd	+880 1726 995 520
-----------------	--------------------------------	---------------------------------	-------------------

### Office Premises

#### Head Office

**Gulshan**  
Bulus Center  
+880 2955 8481

#### Extensions of Head Office

<b>Dilkusha</b> +880 1701 205 090	<b>Dilkusha (NIK Tower)</b> +880 1701 205 000	<b>Dhanmondi</b> +880 1713 205 703	<b>Nikunja</b> +880 1701 205 013	<b>Mohammadpur</b> +880 1324 243 212
<b>Bashundhara</b> +880 1718 106 217	<b>Mirpur-1</b> +880 1713 205 723	<b>Mirpur-12</b> +880 1911 197 188	<b>Banasree</b> +880 1701 205 075	<b>Uttara</b> +880 1913 128 156

#### Branch Offices

<b>Chattogram</b> +880 1701 205 038	<b>Sylhet</b> +880 1713 205 760
--	------------------------------------

#### Digital Booths

<b>Khulna</b> +880 1717 411 466	<b>Barishal</b> +880 1713 205 762	<b>Cumilla</b> +880 1324 243 163	<b>Jashore</b> +880 1324 243 203	<b>Gazipur</b> +880 1324 243 165
<b>Feni</b> +880 1324 243 210	<b>Khatungonj</b> +880 1713 205 742	<b>Chawkbazar</b> +880 1817 206 965	<b>Madhobdi</b> +880 1324 243 156	
	<b>Narayangonj</b> +880 1324 243 207	<b>Agrabad</b> +880 1324 243 198		