

DSEX WENT UP BY 50.9 POINTS

Market closed positive today with decrease in turnover.

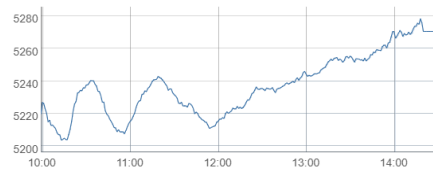
Broad index DSEX went up by 50.9 points.

Ceramics, Food & Allied and Engineering are the top three sectors that closed positive today while L. Insurance, Paper & Printing and G. Insurance are the top three sectors that closed negative today.

Turnover decreased by 16.1% to BDT 7,223mn (USD 59mn).

Bank sector dominated the turnover chart covering 17.2% of the total turnover.

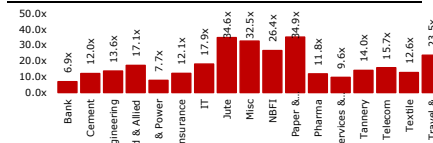
Intraday Performance of DSEX



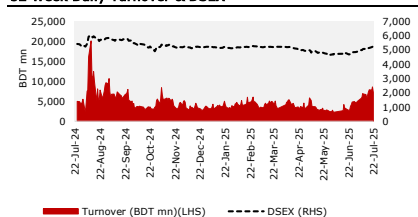
Sector Return



Sector P/E



52 Week Daily Turnover & DSEX



Index

Particulars	Value	Δ Points	Daily Δ %	Dec'24 Value	YTD Δ %
DSEX	5,270.57	50.9	0.98%	5,216.44	1.04%
DS30	2,030.16	33.4	1.67%	1,939.73	4.66%
DSES	1,161.65	14.9	1.30%	1,168.90	-0.62%
S&P 500	6,305.60	8.8	0.14%	5,881.63	7.21%
Nikkei 225	39,774.92	(44.2)	-0.11%	39,894.54	-0.30%
FTSE 100	9,014.74	1.8	0.02%	8,132.56	10.85%

Market Statistics

Particulars	Today	Last Day	Daily Δ	Daily Δ %	60 Day MA
Turnover (BDT mn)	7,223	8,607	-1,384	-16.08%	4,134
Turnover (USD mn)	59	70	-11	-16.08%	34
Volume (mn)	238	312	-74	-23.59%	177
Market Cap (BDT bn)	7,029	6,973	56	0.81%	
Market Cap (USD bn)	57	57	0	0.81%	
Market P/E (x)	11.4				
Particulars	Galner	Loser	Unchanged		
Market Breadth	173	151	69		

Sector Statistics

Sector	Market Cap (BDTmn)	% of total Market Cap	Sector Return	Turnover (BDTmn)	% of total Turnover
Bank	709,864	20.04%	0.7%	1,242.8	17.21%
Telecom	583,479	16.47%	0.8%	135.6	1.88%
Pharma	564,732	15.94%	1.5%	1,177.1	16.30%
Fuel & Power	301,619	8.51%	0.5%	418.5	5.79%
Engineering	286,850	8.10%	2.0%	641.1	8.88%
Food & Allied	281,835	7.95%	2.7%	603.8	8.36%
Misc	233,563	6.59%	1.4%	649.4	8.99%
Textile	111,099	3.14%	-0.3%	465.0	6.44%
NBFI	102,037	2.88%	0.0%	202.2	2.80%
Cement	98,905	2.79%	1.5%	180.9	2.50%
G. Insurance	75,144	2.12%	-0.4%	358.0	4.96%
L. Insurance	46,085	1.30%	-1.0%	121.0	1.68%
Travel & Leisure	37,312	1.05%	-0.3%	143.2	1.98%
Mutual Fund	29,263	0.83%	0.4%	173.0	2.40%
IT	24,371	0.69%	0.6%	215.9	2.99%
Tannery	22,868	0.65%	1.4%	58.8	0.81%
Paper & Printing	20,168	0.57%	-0.8%	141.4	1.96%
Ceramics	18,879	0.53%	5.6%	173.3	2.40%

Top Turnover

Ticker	Close Price (BDT)	Daily Δ %	Turnover (BDTmn)	Volume (mn)	P/E (x)
BSC	106.10	7.17%	313.87	3.05	5.53
KBPPWBIL	127.50	2.82%	210.47	1.68	637.50
CITYBANK	22.50	3.69%	208.00	9.32	8.27
ORIONINFU	350.80	0.92%	198.38	0.56	187.93
BRACBANK	63.10	-0.94%	177.40	2.82	6.95

Top Gainers

Ticker	Close Price (BDT)	Daily Δ %	Turnover (BDTmn)	Volume (mn)	P/E (x)
UTTARAFIN	14.50	9.85%	1.34	0.09	6.47
GHAIL	13.70	9.60%	54.67	4.08	n/a
RAKCEAMIC	22.90	9.57%	17.72	0.77	n/a
HEIDELBCEM	264.70	8.75%	26.39	0.10	19.02
ADVENT	16.40	7.89%	18.35	1.14	23.21

Top Losers

Ticker	Close Price (BDT)	Daily Δ %	Turnover (BDTmn)	Volume (mn)	P/E (x)
RENWICKJA	693.00	-5.48%	4.04	0.01	n/a
DGIC	23.70	-5.20%	23.79	0.98	118.50
PLFSL	1.90	-5.00%	0.30	0.16	n/a
SONARBAINS	24.80	-4.98%	3.64	0.15	14.09
PRIMEFIN	4.40	-4.35%	0.48	0.11	n/a

WALTONHIL

Global Distributorship Agreement with Bargain Warehouse Inc.

The company has informed that it has signed a Global Distributorship Agreement with Bargain Warehouse Inc., a private company incorporated/registered under the provisions of the relevant laws of Barbados and having its registered office located at St. Michael'a Row, Bridgetown, Barbados. Registration No.: 18696; Tax No.: 1000011192924. According to this Global Distributorship Agreement, Walton Hi-Tech Industries PLC. hereby appointed Bargain Warehouse Inc. as the authorized distributor of Walton Hi-Tech Industries PLC. for the selling, distributing and marketing of Walton products mentioned in Exhibit-A (containing a list of 13 products) within the territory mentioned in Exhibit-B (containing a list of 16 territories) of the agreement under agreed terms for a period of Six (06) years.

NTC

Regarding extension of time for subscription of proposed capital raising

The company has informed that Bangladesh Securities and Exchange Commission has accorded its consent to National Tea Company Limited for an extension of time of the validity of consent letter dated 13 April 2023 up to 31 August, 2025 for raising of capital of Tk. 279,70,02,000/- only through issuance of 2,34,00,000 ordinary shares of Tk. 119.53 each only to the existing shareholders of the company on record date in cash consideration. It is to be mentioned here that the company shall have to ensure the compliance of the conditions of BSEC regarding maintain of at least 51% Government shareholding in the company at all time (including ICB and Sadharan Bima Corporation). This extension of validity is applicable only for the shareholders on the Record date of entitlement of placement share (May 15, 2023) who did not pay the subscription. The subscribers shall not be entitled for this extension of validity. New date of subscription starting and closing will be informed in due course. All other information of Price Sensitive Information dated 16-04-2023 in this regard will be unchanged.

Block Trade

Ticker	Max Price (BDT)	Min Price (BDT)	No. of Trades	Volume	Value (BDTmn)
AIL	49.9	49.9	2	35000	1.746
AMANFEED	24.8	24.8	1	95000	2.356
ASIATICLAB	45.5	45	5	724500	32.959
BATBC	295	295	2	13300	3.924
BEACONPHAR	127	127	1	19000	2.413
BEXIMCO	99.9	99.9	3	15027	1.501
BRACBANK	64.1	64.1	1	402000	25.768
BSC	108.9	97.9	3	210592	21.647
BSCPLC	145.1	145.1	1	111111	16.122
CENTRALINS	37	37	2	100202	3.707
DBH	38.9	38.9	1	100000	3.89
ECABLES	125.5	125.5	1	7290	0.915
EPGL	15.8	15.8	1	50000	0.79
FINEFOODS	240	240	1	20000	4.8
KAY&QUE	250.1	250	3	9000	2.25
KBPPWBIL	115	111.6	3	180002	20.219
LINDEBD	858	858	1	1136	0.975
LOVELLO	103	98.7	4	62050	6.312
MARICO	2642	2642	2	5000	13.21
MIDLANDBNK	27.3	27.3	1	20000	0.546
MONNOCERA	94.5	92.1	2	47000	4.418
OIMEX	26	26	1	29800	0.775
PEOPLESINS	33.4	33.4	1	50000	1.67
PHARMAID	650	650	1	3000	1.95
PTL	40.9	40.9	1	14400	0.589
QUASEMIND	36.5	36.5	1	35000	1.278
RECKITT BEN	3225.9	3225.9	1	155	0.5
RELANCE1	18.1	18.1	1	38500	0.697
SAMORITA	60.7	60.7	1	10000	0.607
SEMILLECMF	10	10	1	110000	1.1
SIBL	8.9	8.9	1	60000	0.534
SINGERBD	129	129	1	60000	7.74
SONALLIFE	61.4	61.4	1	18605	1.142
SPCERAMICS	24	24	1	200000	4.8
UNIONINS	33.8	33.8	2	38000	1.284

Disclaimer

For U.S. persons only: This research report is a product of UCB Stock Brokerage Ltd. ("UCB"), a company authorized to engage in securities activities in Bangladesh, under Marco Polo Securities 15a-6 chaperone service, which is the employer of the research analyst(s) who has prepared the research report. The research analyst(s) preparing the research report is/are resident outside the United States (U.S.) and are not associated persons of any U.S. regulated broker-dealer and therefore the analyst(s) is/are not subject to supervision by a U.S. broker-dealer, and is/are not required to satisfy the regulatory licensing requirements of FINRA or required to otherwise comply with U.S. rules or regulations regarding, among other things, communications with a subject company, public appearances and trading securities held by a research analyst account.

Research reports are intended for distribution by only to "Major Institutional Investors" as defined by Rule 15a-6 (b)(4) of the U.S. Securities and Exchange Act, 1934 (the Exchange Act) and interpretations thereof by U.S. Securities and Exchange Commission (SEC) in reliance on Rule 15a-6(a)(2). If the recipient of this report is not a Major Institutional Investor as specified above, then it should not act upon this report and return the same to the sender. Further, this report may not be copied, duplicated and/or transmitted onward to any U.S. person, which is not the Major Institutional Investor. In reliance on the exemption from registration provided by Rule 15a-6 of the Exchange Act and interpretations thereof by the SEC in order to conduct certain business with Major Institutional Investors, UCB has entered into a chaperoning agreement with a U.S. registered broker-dealer, Marco Polo Securities Inc. ("Marco Polo"). Transactions in securities discussed in this research report should be affected through Marco Polo or another U.S. registered broker dealer.

Past performance is not necessarily a guide to future performance and no representation or warranty, express or implied, is made by UCB Stock Brokerage Limited (UCB) with respect to future performance. Income from investments may fluctuate. The price or value of the investments to which this research report relates, either directly or indirectly, may fall or rise against the interest of investors. Any recommendation or opinion contained in this research report may become outdated as a consequence of changes in the environment in which the issuer of the securities under analysis operates, in addition to changes in the estimates and forecasts, assumptions and valuation methodology used herein.

No part of the content of this research report may be copied, forwarded or duplicated in any form or by any means without the prior consent of UCB and UCB accepts no liability whatsoever for the actions of third parties in this respect.

EQUITY RECOMMENDATION STRUCTURE (ABSOLUTE RATINGS)

We calculate our target price by weighting DCF, DDM, SOTP, asset-based and other relative valuation methods, and applying appropriate premiums/ discounts and/or other relevant adjustments.

Expected absolute returns are calculated as the % of difference between our target price and latest close price. Stock recommendations are based on absolute upside (downside) and have a 12-month horizon. Please note that future price fluctuations could lead to a temporary mismatch between upside/downside for a stock and our recommendation.

Recommendation Type	Holding period (if not otherwise mentioned)	Absolute Return Potential
Buy	12 Months	More than +15%
Neutral/ Hold	12 Months	Between -5% and +15%
Underweight	12 Months	Less than -5%

ANALYST CERTIFICATION

Respective analyst(s) identified in this report certifies, with respect to the companies or securities that the individual analyses, that (1) the views expressed in this report reflect his or her personal views about all of the subject companies and securities and (2) no part of his or her compensation was, is or will be directly or indirectly dependent on the specific recommendations or views expressed in this report. The research analyst(s) named on this report are not registered / qualified as research analysts with FINRA.

It has not been determined in advance whether and in what intervals this document will be updated. Unless otherwise stated current prices refer to the most recent trading day's closing price.

Contact Us

Research Team

Md. Hasib Reza, CFA	Head of Research	hasib.reza@ucbstock.com.bd	+880 1755 658 997
Md. Nazmus Sakib, CFA	Deputy Head of Research	nazmus.sakib@ucbstock.com.bd	+880 1701 205 073
Anik Mahmood Ibne Anwar, CFA	Deputy Head of Research	anik.mahmood@ucbstock.com.bd	+880 1701 205 074
Fahmid Islam Sadhin	Research Associate	fahmid.islam@ucbstock.com.bd	+880 1325 086 738
Nafis Zaki	Research Associate	nafis.zaki@ucbstock.com.bd	+880 1871 891 263
Mahmudul Hasan Meraz	Research Associate	mahmudul.hasan@ucbstock.com.bd	+880 1324 719 456
Numair M N Ahmmed	Research Associate	ahmmed.numair@ucbstock.com.bd	+880 1324 719 484

Investment Strategist

Syed Adnan Huda, CFA	First Vice President	adnan@ucbstock.com.bd	+880 1730 325 232
----------------------	----------------------	-----------------------	-------------------

Institutional & Foreign Trade

Tahmidur Rahman	First Assistant Vice President	rahman.tahmidur@ucbstock.com.bd	+880 1726 995 520
-----------------	--------------------------------	---------------------------------	-------------------

Office Premises

Head Office

Gulshan
Bulus Center
+880 2955 8481

Extensions of Head Office

Dilkusha +880 1701 205 090	Dilkusha (NIK Tower) +880 1701 205 000	Dhanmondi +880 1713 205 703	Nikunja +880 1701 205 013	Mohammadpur +880 1324 243 212
Bashundhara +880 1718 106 217	Mirpur-1 +880 1713 205 723	Mirpur-12 +880 1911 197 188	Banasree +880 1701 205 075	Uttara +880 1913 128 156

Branch Offices

Chattogram +880 1701 205 038	Sylhet +880 1713 205 760
--	------------------------------------

Digital Booths

Khulna +880 1717 411 466	Barishal +880 1713 205 762	Cumilla +880 1324 243 163	Jashore +880 1324 243 203	Gazipur +880 1324 243 165
Feni +880 1324 243 210	Khatungonj +880 1713 205 742	Chawkbazar +880 1817 206 965	Madhobdi +880 1324 243 156	
	Narayangonj +880 1324 243 207	Agrabad +880 1324 243 198		