

DSEX WENT DOWN BY 28.6 POINTS

Market closed negative today with increase in turnover.

Broad index DSEX went down by 28.6 points.

Only Jute, L. Insurance and G. Insurance sectors closed positive today while Ceramics, IT and Textile are the top three sectors that closed negative today.

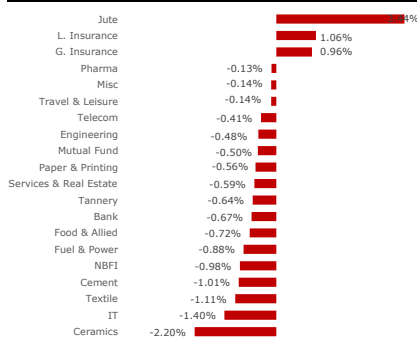
Turnover increased by 9.1% to BDT 6,665mn (USD 54mn).

Pharma sector dominated the turnover chart covering 17.3% of the total turnover.

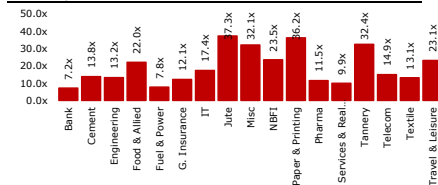
Intraday Performance of DSEX



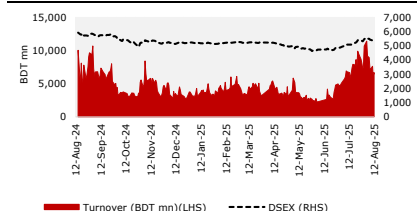
Sector Return



Sector P/E



52 Week Daily Turnover & DSEX



Index

Particulars	Value	Δ Points	Daily Δ %	Dec'24 Value	YTD Δ %
DSEX	5,315.45	(28.6)	-0.54%	5,216.44	1.90%
DS30	2,051.30	(15.7)	-0.76%	1,939.73	5.75%
DSES	1,152.51	(9.6)	-0.82%	1,168.90	-1.40%
S&P 500	6,373.45	(16.0)	-0.25%	5,881.63	8.36%
Nikkei 225	42,718.17	897.7	2.15%	39,894.54	7.08%
FTSE 100	9,159.79	30.1	0.33%	8,132.56	12.63%

Market Statistics

Particulars	Today	Last Day	Daily Δ	Daily Δ %	60 Day MA
Turnover (BDT mn)	6,665	6,109	556	9.11%	5,180
Turnover (USD mn)	54	50	5	9.11%	43
Volume (mn)	206	195	11	5.50%	209
Market Cap (BDT bn)	7,107	7,118	-12	-0.17%	
Market Cap (USD bn)	58	58	0	-0.17%	
Market P/E (x)	11.6				
Particulars	Winner	Loser	Unchanged		
Market Breadth	115	222	60		

Sector Statistics

Sector	Market Cap (BDTmn)	% of total Market Cap	Sector Return	Turnover (BDTmn)	% of total Turnover
Bank	722,696	20.30%	-0.7%	972.4	14.59%
Telecom	593,958	16.69%	-0.4%	156.7	2.35%
Pharma	571,854	16.06%	-0.1%	1,150.4	17.26%
Fuel & Power	303,481	8.53%	-0.9%	223.7	3.36%
Engineering	278,985	7.84%	-0.5%	669.8	10.05%
Food & Allied	270,089	7.59%	-0.7%	656.7	9.85%
Misc	232,819	6.54%	-0.1%	390.7	5.86%
Textile	115,702	3.25%	-1.1%	815.6	12.24%
NBFI	100,766	2.83%	-1.0%	84.8	1.27%
Cement	97,790	2.73%	-1.0%	53.8	0.81%
G. Insurance	76,722	2.16%	1.0%	252.8	3.79%
L. Insurance	48,969	1.38%	1.1%	267.7	4.02%
Travel & Leisure	36,788	1.03%	-0.1%	119.0	1.78%
Mutual Fund	27,829	0.78%	-0.5%	87.8	1.32%
IT	23,599	0.66%	-1.4%	107.3	1.61%
Tannery	22,866	0.64%	-0.6%	123.3	1.85%
Paper & Printing	20,882	0.59%	-0.6%	319.0	4.79%
Services & Real Estate	17,606	0.49%	-0.6%	70.8	1.06%

Top Turnover

Ticker	Close Price (BDT)	Daily Δ %	Turnover (BDTmn)	Volume (mn)	P/E (x)
ORIONINFU	413.80	4.60%	481.57	1.23	221.68
BRACBANK	68.80	0.73%	195.41	2.80	9.66
BSC	112.80	-3.75%	154.43	1.34	5.88
LOVELLO	84.90	-0.93%	141.78	1.64	27.93
FINEFOODS	269.90	-0.33%	134.18	0.51	49.13

Top Gainers

Ticker	Close Price (BDT)	Daily Δ %	Turnover (BDTmn)	Volume (mn)	P/E (x)
YPL	16.50	9.27%	32.23	1.96	n/a
SILVAPHL	11.80	9.26%	54.19	4.64	n/a
JUTESPINN	224.90	8.75%	1.36	0.01	n/a
PRAGATILIF	135.50	8.75%	79.51	0.62	-
MITHUNKNIT	19.10	8.52%	24.04	1.26	-

Top Losers

Ticker	Close Price (BDT)	Daily Δ %	Turnover (BDTmn)	Volume (mn)	P/E (x)
SIBL	7.30	-6.41%	2.88	0.39	n/a
RSRMSTEEL	9.80	-4.85%	1.09	0.11	n/a
MONNOCERA	83.20	-4.70%	40.02	0.48	50.73
IFIC	6.10	-4.69%	35.65	5.71	n/a
MALEKSPIN	28.90	-4.62%	130.65	4.40	3.75

CONTININS

Election of Chairman

The Board of Directors of the Company has elected Mr. K.M. Alamgir as Chairman of the company.

Block Trade

Ticker	Max Price (BDT)	Min Price (BDT)	No. of Trades	Volume	Value (BDTmn)
ACMEPL	16.1	16.1	1	100000	1.61
AL-HAJTEX	128	128	1	11000	1.408
AMANFEED	24.2	24.2	1	49000	1.186
AMCL(PRAN)	246.1	246.1	1	8939	2.2
ASIATICLAB	48	48	2	30000	1.44
BRACBANK	69.7	69.7	1	398784	27.795
CITYBANK	24.5	24.5	1	27990	0.686
CITYGENINS	53.8	52.8	2	34487	1.843
DELTALIFE	78	78	1	10000	0.78
EIL	34.4	34.4	1	75001	2.58
FEKDIL	17.7	17.7	1	40000	0.708
FINEFOODS	263	247.2	14	335792	87.608
GLOBALINS	28.5	28.5	1	20000	0.57
HAKKANIPUL	71.5	71.5	1	21500	1.537
IFIC	6.4	6.4	1	150000	0.96
JMISMDL	154	154	1	4000	0.616
KAY&QUE	312	312	1	5000	1.56
KBPPWBIL	120	120	1	200000	24
LOVELLO	93	93	1	12000	1.116
MARICO	2750	2750	1	5000	13.75
MEGHNALIFE	60.9	60.9	1	18942	1.154
MIDLANDBNK	22.1	22.1	1	26000	0.575
NCCBANK	13.5	13.5	1	70000	0.945
ONEBANKPLC	8.7	8.7	1	100000	0.87
ORIONINFU	400.1	363.5	24	594133	222.477
QUASEMIND	44	44	1	17000	0.748
SAMATALETH	96.5	80	4	98195	8.358
SIMTEX	18	18	1	32000	0.576
SOUTHEASTB	10.2	10.2	2	470000	4.794
TILIL	56	51.3	4	88027	4.633
TOSRIFA	19.6	19.6	1	26000	0.51
TRUSTBANK	20	19.9	14	1369000	27.296

Disclaimer

For U.S. persons only: This research report is a product of UCB Stock Brokerage Ltd. ("UCB"), a company authorized to engage in securities activities in Bangladesh, under Marco Polo Securities 15a-6 chaperone service, which is the employer of the research analyst(s) who has prepared the research report. The research analyst(s) preparing the research report is/are resident outside the United States (U.S.) and are not associated persons of any U.S. regulated broker-dealer and therefore the analyst(s) is/are not subject to supervision by a U.S. broker-dealer, and is/are not required to satisfy the regulatory licensing requirements of FINRA or required to otherwise comply with U.S. rules or regulations regarding, among other things, communications with a subject company, public appearances and trading securities held by a research analyst account.

Research reports are intended for distribution by only to "Major Institutional Investors" as defined by Rule 15a-6 (b)(4) of the U.S. Securities and Exchange Act, 1934 (the Exchange Act) and interpretations thereof by U.S. Securities and Exchange Commission (SEC) in reliance on Rule 15a-6(a)(2). If the recipient of this report is not a Major Institutional Investor as specified above, then it should not act upon this report and return the same to the sender. Further, this report may not be copied, duplicated and/or transmitted onward to any U.S. person, which is not the Major Institutional Investor. In reliance on the exemption from registration provided by Rule 15a-6 of the Exchange Act and interpretations thereof by the SEC in order to conduct certain business with Major Institutional Investors, UCB has entered into a chaperoning agreement with a U.S. registered broker-dealer, Marco Polo Securities Inc. ("Marco Polo"). Transactions in securities discussed in this research report should be affected through Marco Polo or another U.S. registered broker dealer.

Past performance is not necessarily a guide to future performance and no representation or warranty, express or implied, is made by UCB Stock Brokerage Limited (UCB) with respect to future performance. Income from investments may fluctuate. The price or value of the investments to which this research report relates, either directly or indirectly, may fall or rise against the interest of investors. Any recommendation or opinion contained in this research report may become outdated as a consequence of changes in the environment in which the issuer of the securities under analysis operates, in addition to changes in the estimates and forecasts, assumptions and valuation methodology used herein.

No part of the content of this research report may be copied, forwarded or duplicated in any form or by any means without the prior consent of UCB and UCB accepts no liability whatsoever for the actions of third parties in this respect.

EQUITY RECOMMENDATION STRUCTURE (ABSOLUTE RATINGS)

We calculate our target price by weighting DCF, DDM, SOTP, asset-based and other relative valuation methods, and applying appropriate premiums/ discounts and/or other relevant adjustments.

Expected absolute returns are calculated as the % of difference between our target price and latest close price. Stock recommendations are based on absolute upside (downside) and have a 12-month horizon. Please note that future price fluctuations could lead to a temporary mismatch between upside/downside for a stock and our recommendation.

Recommendation Type	Holding period (if not otherwise mentioned)	Absolute Return Potential
Buy	12 Months	More than +15%
Neutral/ Hold	12 Months	Between -5% and +15%
Underweight	12 Months	Less than -5%

ANALYST CERTIFICATION

Respective analyst(s) identified in this report certifies, with respect to the companies or securities that the individual analyses, that (1) the views expressed in this report reflect his or her personal views about all of the subject companies and securities and (2) no part of his or her compensation was, is or will be directly or indirectly dependent on the specific recommendations or views expressed in this report. The research analyst(s) named on this report are not registered / qualified as research analysts with FINRA.

It has not been determined in advance whether and in what intervals this document will be updated. Unless otherwise stated current prices refer to the most recent trading day's closing price.

Contact Us

Research Team

Md. Hasib Reza, CFA	Head of Research	hasib.reza@ucbstock.com.bd	+880 1755 658 997
Anik Mahmood Ibne Anwar, CFA	Deputy Head of Research	anik.mahmood@ucbstock.com.bd	+880 1701 205 074
Fahmid Islam Sadhin	Research Associate	fahmid.islam@ucbstock.com.bd	+880 1325 086 738
Nafis Zaki	Research Associate	nafis.zaki@ucbstock.com.bd	+880 1871 891 263
Mahmudul Hasan Meraz	Research Associate	mahmudul.hasan@ucbstock.com.bd	+880 1324 719 456
Numair M N Ahmmed	Research Associate	ahmmed.numair@ucbstock.com.bd	+880 1324 719 484

Investment Strategist

Syed Adnan Huda, CFA	First Vice President	adnan@ucbstock.com.bd	+880 1730 325 232
----------------------	----------------------	-----------------------	-------------------

Institutional & Foreign Trade

Tahmidur Rahman	First Assistant Vice President	rahman.tahmidur@ucbstock.com.bd	+880 1726 995 520
-----------------	--------------------------------	---------------------------------	-------------------

Office Premises

Head Office

Gulshan

Bulus Center

+880 2955 8481

Extensions of Head Office

Dilkusha +880 1701 205 090	Dilkusha (NIK Tower) +880 1701 205 000	Dhanmondi +880 1713 205 703	Nikunja +880 1701 205 013	Mohammadpur +880 1324 243 212
Bashundhara +880 1718 106 217	Mirpur-1 +880 1713 205 723	Mirpur-12 +880 1911 197 188	Banasree +880 1701 205 075	Uttara +880 1913 128 156

Branch Offices

Chattogram +880 1701 205 038	Sylhet +880 1713 205 760
--	------------------------------------

Digital Booths

Khulna +880 1717 411 466	Barishal +880 1713 205 762	Cumilla +880 1324 243 163	Jashore +880 1324 243 203	Gazipur +880 1324 243 165
Feni +880 1324 243 210	Khatungonj +880 1713 205 742	Chawkbazar +880 1817 206 965	Madhobdi +880 1324 243 156	
	Narayangonj +880 1324 243 207	Agrabad +880 1324 243 198		