

Daily Market Review

Market closed negative

10-Sep-2025

DSEX WENT DOWN BY 65.1 POINTS

Market closed negative today with decrease in turnover.

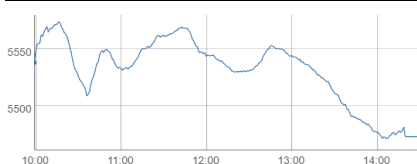
Broad index DSEX went down by 65.1 points.

No sector closed positive today. Life Insurance, IT and NBF1 are the top three sectors that closed negative today.

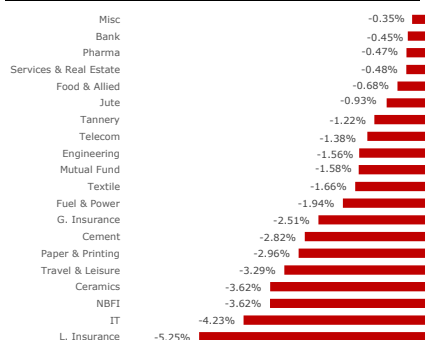
Turnover decreased by 19.3% to BDT 9,500mn (USD 77mn).

Pharma sector dominated the turnover chart covering 12.7% of the total turnover.

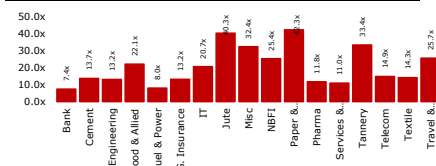
Intraday Performance of DSEX



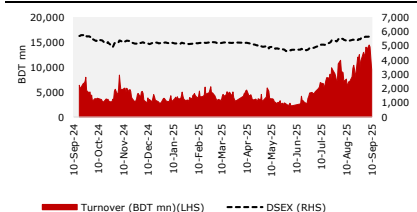
Sector Return



Sector P/E



52 Week Daily Turnover & DSEX



Index

Particulars	Value	Δ Points	Daily Δ %	Dec'24 Value	YTD Δ %
DSEX	5,473.15	(65.1)	-1.18%	5,216.44	4.92%
DS30	2,129.90	(22.9)	-1.06%	1,939.73	9.80%
DSES	1,188.23	(15.8)	-1.31%	1,168.90	1.65%
S&P 500	6,512.61	17.5	0.27%	5,881.63	10.73%
Nikkei 225	43,837.67	378.4	0.87%	39,894.54	9.88%
FTSE 100	9,250.62	8.1	0.09%	8,132.56	13.75%

Market Statistics

Particulars	Today	Last Day	Daily Δ	Daily Δ %	60 Day MA
Turnover (BDT mn)	9,500	11,773	-2,273	-19.31%	8,064
Turnover (USD mn)	77	96	-19	-19.31%	67
Volume (mn)	282	377	-95	-25.12%	278
Market Cap (BDT bn)	7,210	7,261	-51	-0.70%	
Market Cap (USD bn)	59	59	0	-0.70%	
Market P/E (x)	12.0				
Particulars	Winner	Loser	Unchanged		
Market Breadth	43	313	41		

Sector Statistics

Sector	Market Cap (BDTmn)	% of total Market Cap	Sector Return	Turnover (BDTmn)	% of total Turnover
Bank	710,035	19.54%	-0.4%	678.8	7.15%
Telecom	591,269	16.27%	-1.4%	522.8	5.50%
Pharma	586,516	16.14%	-0.5%	1,210.5	12.74%
Fuel & Power	311,506	8.57%	-1.9%	572.6	6.03%
Engineering	291,638	8.03%	-1.6%	1,078.1	11.35%
Food & Allied	271,349	7.47%	-0.7%	522.8	5.50%
Misc	235,275	6.48%	-0.3%	655.8	6.90%
Textile	126,087	3.47%	-1.7%	905.2	9.53%
NBF1	109,382	3.01%	-3.6%	343.7	3.62%
Cement	97,195	2.68%	-2.8%	111.2	1.17%
G. Insurance	83,800	2.31%	-2.5%	337.5	3.55%
L. Insurance	56,515	1.56%	-5.3%	699.6	7.36%
Travel & Leisure	40,857	1.12%	-3.3%	198.1	2.09%
IT	28,142	0.77%	-4.2%	774.1	8.15%
Mutual Fund	26,944	0.74%	-1.6%	119.6	1.26%
Paper & Printing	24,448	0.67%	-3.0%	248.9	2.62%
Tannery	23,577	0.65%	-1.2%	57.5	0.61%
Services & Real Estate	19,746	0.54%	-0.5%	258.4	2.72%

Top Turnover

Ticker	Close Price (BDT)	Daily Δ %	Turnover (BDTmn)	Volume (mn)	P/E (x)
ORIONINFU	519.30	2.69%	550.38	1.07	278.20
ROBI	30.40	-4.10%	460.30	14.73	20.82
KBPPWBIL	151.70	2.64%	354.96	2.38	758.50
ISNLTD	116.80	-2.01%	205.78	1.65	n/a
DOMINAGE	20.90	3.98%	198.63	9.60	142.50

Top Gainers

Ticker	Close Price (BDT)	Daily Δ %	Turnover (BDTmn)	Volume (mn)	P/E (x)
TAMIJTEX	156.40	9.99%	53.50	0.35	26.18
JUTESPINN	223.10	8.72%	3.21	0.01	n/a
PRIMEFIN	3.00	7.14%	2.56	0.87	n/a
FINEFOODS	307.60	5.20%	84.59	0.28	56.00
CVOPRL	165.50	5.08%	136.84	0.82	48.49

Top Losers

Ticker	Close Price (BDT)	Daily Δ %	Turnover (BDTmn)	Volume (mn)	P/E (x)
TILIL	67.80	-9.96%	119.32	1.69	-
RUPALLIFE	111.50	-9.35%	158.43	1.35	-
GENNEXT	3.10	-8.82%	2.14	0.65	n/a
INTECH	40.30	-8.62%	140.31	3.25	n/a
EGEN	29.60	-8.07%	159.58	5.07	38.28

Please see penultimate page for additional important disclosures: UCB Stock Brokerage Ltd. ("UCB") is a foreign broker-dealer unregistered in the USA. UCB research is prepared by analysts who are not registered in the USA. UCB research is distributed in the USA pursuant to Rule 15a-6 of the Securities Exchange Act of 1934 solely by Marco Polo Securities Inc., an SEC registered and FINRA-member broker-dealer.

RENATA

Company launches first product in the Canadian pharmaceutical market

The company has informed that it has successfully launched its first product in the Canadian pharmaceutical market. The product, Desogestrel/Ethinylestradiol (0.15 mg/0.03 mg) tablets, is being commercialized under the brand names Miley 21 and Miley 28 through a strategic partnership with Ambicare Pharmaceuticals Inc., a well-established Canadian generic pharmaceutical company.

Block Trade

Ticker	Max Price (BDT)	Min Price (BDT)	No. of Trades	Volume	Value (BDTmn)
1STPRIMFMF	24.2	24.2	1	50000	1.21
ACIFORMULA	153	153	1	7500	1.147
BATBC	287	287	1	33500	9.614
BEACHHATCH	54.3	54.3	1	10000	0.543
BERGERPBL	1408.5	1408.5	1	355	0.5
BPML	32.7	32.7	1	88900	2.907
CENTRALINS	47.5	44.9	2	43000	1.996
CITYBANK	28.6	28.6	1	100000	2.86
CITYGENINS	59	59	1	45000	2.655
CLICL	62.5	59	4	69750	4.285
CVOPRL	160	160	1	6000	0.96
DBH1STMF	5.7	5.7	1	114000	0.65
DOREENPWR	32.4	32.4	1	24300	0.787
DSSL	11.3	11.3	1	200000	2.26
EGEN	32.7	32.7	1	30000	0.981
EHL	91.7	91.7	1	5500	0.504
EMERALDOIL	21	21	1	51000	1.071
ESQUIRENIT	29.5	29.5	1	21000	0.62
EXIM1STMF	4.2	4.2	2	448000	1.882
FINEFOODS	300	282	11	84818	24.331
GP	300	300	1	50000	15
GQBALLPEN	395	395	1	6200	2.449
INDEXAGRO	84.7	84.7	1	10000	0.847
IPDC	23.7	22.7	2	89200	2.07
ISNLTD	109	109	1	17419	1.899
KBPPWBIL	159	135	5	317904	43.788
LHB	59	59	1	200000	11.8
MARICO	2777.8	2777.8	1	180	0.5
MEGHNADEM	50	50	1	18600	0.93
NPOLYMER	36	36	1	26300	0.947
OAL	8.1	8.1	1	62500	0.506
ORIONINFU	491.1	479	8	260510	126.395
PEOPLESINS	35.9	35.9	1	30,000.0	1.1
PRAGATIINS	63.9	63.9	1	30,000.0	1.9
PRAGATILIF	197.1	197.1	1	5,000.0	1.0
PTL	52	52	1	200000	10.4
RENATA	487.1	487.1	1	2000	0.974
ROBI	32.5	32.5	1	1111000	36.108
SEAPPEARL	58.5	58.5	7	472900	27.665
SINOBANGLA	61	61	1	10000	0.61
SQURPHARMA	227	227	1	23155	5.256
SUNLIFEINS	68.8	63.5	3	361816	24.84
TILIL	69.8	69.8	1	7800	0.544
UNILEVERCL	2381	2381	1	210	0.5
UNITEDINS	44.9	44.9	1	20000	0.898

Disclaimer

For U.S. persons only: This research report is a product of UCB Stock Brokerage Ltd. ("UCB"), a company authorized to engage in securities activities in Bangladesh, under Marco Polo Securities 15a-6 chaperone service, which is the employer of the research analyst(s) who has prepared the research report. The research analyst(s) preparing the research report is/are resident outside the United States (U.S.) and are not associated persons of any U.S. regulated broker-dealer and therefore the analyst(s) is/are not subject to supervision by a U.S. broker-dealer, and is/are not required to satisfy the regulatory licensing requirements of FINRA or required to otherwise comply with U.S. rules or regulations regarding, among other things, communications with a subject company, public appearances and trading securities held by a research analyst account.

Research reports are intended for distribution by only to "Major Institutional Investors" as defined by Rule 15a-6 (b)(4) of the U.S. Securities and Exchange Act, 1934 (the Exchange Act) and interpretations thereof by U.S. Securities and Exchange Commission (SEC) in reliance on Rule 15a-6(a)(2). If the recipient of this report is not a Major Institutional Investor as specified above, then it should not act upon this report and return the same to the sender. Further, this report may not be copied, duplicated and/or transmitted onward to any U.S. person, which is not the Major Institutional Investor. In reliance on the exemption from registration provided by Rule 15a-6 of the Exchange Act and interpretations thereof by the SEC in order to conduct certain business with Major Institutional Investors, UCB has entered into a chaperoning agreement with a U.S. registered broker-dealer, Marco Polo Securities Inc. ("Marco Polo"). Transactions in securities discussed in this research report should be affected through Marco Polo or another U.S. registered broker dealer.

Past performance is not necessarily a guide to future performance and no representation or warranty, express or implied, is made by UCB Stock Brokerage Limited (UCB) with respect to future performance. Income from investments may fluctuate. The price or value of the investments to which this research report relates, either directly or indirectly, may fall or rise against the interest of investors. Any recommendation or opinion contained in this research report may become outdated as a consequence of changes in the environment in which the issuer of the securities under analysis operates, in addition to changes in the estimates and forecasts, assumptions and valuation methodology used herein.

No part of the content of this research report may be copied, forwarded or duplicated in any form or by any means without the prior consent of UCB and UCB accepts no liability whatsoever for the actions of third parties in this respect.

EQUITY RECOMMENDATION STRUCTURE (ABSOLUTE RATINGS)

We calculate our target price by weighting DCF, DDM, SOTP, asset-based and other relative valuation methods, and applying appropriate premiums/ discounts and/or other relevant adjustments.

Expected absolute returns are calculated as the % of difference between our target price and latest close price. Stock recommendations are based on absolute upside (downside) and have a 12-month horizon. Please note that future price fluctuations could lead to a temporary mismatch between upside/downside for a stock and our recommendation.

Recommendation Type	Holding period (if not otherwise mentioned)	Absolute Return Potential
Buy	12 Months	More than +15%
Neutral/ Hold	12 Months	Between -5% and +15%
Underweight	12 Months	Less than -5%

ANALYST CERTIFICATION

Respective analyst(s) identified in this report certifies, with respect to the companies or securities that the individual analyses, that (1) the views expressed in this report reflect his or her personal views about all of the subject companies and securities and (2) no part of his or her compensation was, is or will be directly or indirectly dependent on the specific recommendations or views expressed in this report. The research analyst(s) named on this report are not registered / qualified as research analysts with FINRA.

It has not been determined in advance whether and in what intervals this document will be updated. Unless otherwise stated current prices refer to the most recent trading day's closing price.

Contact Us

Research Team

Md. Hasib Reza, CFA	Head of Research	hasib.reza@ucbstock.com.bd	+880 1755 658 997
Anik Mahmood Ibne Anwar, CFA	Deputy Head of Research	anik.mahmood@ucbstock.com.bd	+880 1701 205 074
Fahmid Islam Sadhin	Research Associate	fahmid.islam@ucbstock.com.bd	+880 1325 086 738
Nafis Zaki	Research Associate	nafis.zaki@ucbstock.com.bd	+880 1871 891 263
Mahmudul Hasan Meraz	Research Associate	mahmudul.hasan@ucbstock.com.bd	+880 1324 719 456
Numair M N Ahmmed	Research Associate	ahmmed.numair@ucbstock.com.bd	+880 1324 719 484

Investment Strategist

Syed Adnan Huda, CFA	First Vice President	adnan@ucbstock.com.bd	+880 1730 325 232
----------------------	----------------------	-----------------------	-------------------

Institutional & Foreign Trade

Tahmidur Rahman	First Assistant Vice President	rahman.tahmidur@ucbstock.com.bd	+880 1726 995 520
-----------------	--------------------------------	---------------------------------	-------------------

Office Premises

Head Office

Gulshan

Bulus Center

+880 2955 8481

Extensions of Head Office

Dilkusha +880 1701 205 090	Dilkusha (NIK Tower) +880 1701 205 000	Dhanmondi +880 1713 205 703	Nikunja +880 1701 205 013	Mohammadpur +880 1324 243 212
Bashundhara +880 1718 106 217	Mirpur-1 +880 1713 205 723	Mirpur-12 +880 1911 197 188	Banasree +880 1701 205 075	Uttara +880 1913 128 156

Branch Offices

Chattogram +880 1701 205 038	Sylhet +880 1713 205 760
--	------------------------------------

Digital Booths

Khulna +880 1717 411 466	Barishal +880 1713 205 762	Cumilla +880 1324 243 163	Jashore +880 1324 243 203	Gazipur +880 1324 243 165
Feni +880 1324 243 210	Khatungonj +880 1713 205 742	Chawkbazar +880 1817 206 965	Madhobdi +880 1324 243 156	
	Narayangonj +880 1324 243 207	Agrabad +880 1324 243 198		