

Daily Market Review

Market closed negative

22-Sep-2025

DSEX WENT DOWN BY 44.7 POINTS

Market closed negative today with decrease in turnover.

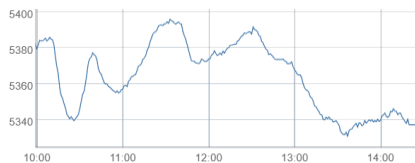
Broad index DSEX went down by 44.7 points.

Only Services & Real Estate, and Telecom sectors closed positive today while Textile, Travel & Leisure and L. Insurance are the top three sectors that closed negative today.

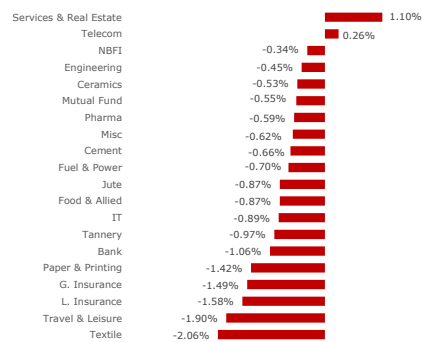
Turnover decreased by 12.3% to BDT 5,448mn (USD 44mn).

Pharma sector dominated the turnover chart covering 16.1% of the total turnover.

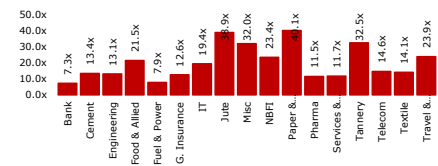
Intraday Performance of DSEX



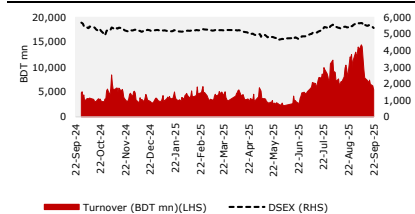
Sector Return



Sector P/E



52 Week Daily Turnover & DSEX



Index

Particulars	Value	Δ Points	Daily Δ %	Dec'24 Value	YTD Δ %
DSEX	5,337.14	(44.7)	-0.83%	5,216.44	2.31%
DS30	2,071.57	(11.9)	-0.57%	1,939.73	6.80%
DS5	1,150.26	(8.7)	-0.75%	1,168.90	-1.60%
S&P 500	6,395.78	(15.5)	-0.24%	5,881.63	8.74%
Nikkei 225	45,493.66	447.9	0.99%	39,894.54	14.03%
FTSE 100	9,223.43	6.8	0.07%	8,132.56	13.41%

Market Statistics

Particulars	Today	Last Day	Daily Δ	Daily Δ %	60 Day MA
Turnover (BDT mn)	5,448	6,215	-767	-12.34%	8,523
Turnover (USD mn)	44	51	-6	-12.34%	71
Volume (mn)	184	206	-23	-10.99%	290
Market Cap (BDT bn)	7,182	7,205	-24	-0.33%	
Market Cap (USD bn)	58	59	0	-0.33%	
Market P/E (x)	11.7				
Particulars	Winner	Loser	Unchanged		
Market Breadth	44	303	50		

Sector Statistics

Sector	Market Cap (BDTmn)	% of total Market Cap	Sector Return	Turnover (BDTmn)	% of total Turnover
Bank	696,037	19.60%	-1.1%	836.6	15.36%
Telecom	581,814	16.38%	0.3%	113.1	2.08%
Pharma	573,608	16.15%	-0.6%	879.6	16.15%
Fuel & Power	306,038	8.62%	-0.7%	164.6	3.02%
Engineering	289,228	8.14%	-0.4%	365.2	6.70%
Food & Allied	263,511	7.42%	-0.9%	270.6	4.97%
Misc	232,254	6.54%	-0.6%	394.2	7.24%
Textile	125,105	3.52%	-2.1%	640.6	11.76%
NBFI	100,984	2.84%	-0.3%	94.3	1.73%
Cement	94,930	2.67%	-0.7%	50.7	0.93%
G. Insurance	79,610	2.24%	-1.5%	142.1	2.61%
L. Insurance	52,474	1.48%	-1.6%	482.5	8.86%
Travel & Leisure	38,004	1.07%	-1.9%	79.5	1.46%
IT	26,362	0.74%	-0.9%	322.4	5.92%
Mutual Fund	26,271	0.74%	-0.6%	79.6	1.46%
Paper & Printing	23,175	0.65%	-1.4%	161.9	2.97%
Tannery	22,920	0.65%	-1.0%	34.7	0.64%
Services & Real Estate	21,087	0.59%	1.1%	256.6	4.71%

Top Turnover

Ticker	Close Price (BDT)	Daily Δ %	Turnover (BDTmn)	Volume (mn)	P/E (x)
TILIL	57.50	-9.87%	275.16	4.76	-
ORIONINFU	500.60	1.98%	248.95	0.50	268.18
SAPORTL	39.70	3.93%	233.59	5.92	12.72
KBPPWBIL	150.10	-1.57%	223.54	1.50	750.50
ASIATICLAB	58.90	-6.51%	173.05	2.89	25.83

Top Gainers

Ticker	Close Price (BDT)	Daily Δ %	Turnover (BDTmn)	Volume (mn)	P/E (x)
ZEALBANGLA	111.70	9.51%	3.83	0.04	n/a
FAREASTFIN	1.30	8.33%	0.09	0.07	n/a
GQBALLPEN	508.60	8.17%	44.62	0.09	n/a
JUTESPINN	233.90	7.79%	2.86	0.01	n/a
BDAUTOCA	127.50	5.20%	20.07	0.16	796.88

Top Losers

Ticker	Close Price (BDT)	Daily Δ %	Turnover (BDTmn)	Volume (mn)	P/E (x)
BARKAPOWER	9.90	-10.00%	5.91	0.59	25.60
TILIL	57.50	-9.87%	275.16	4.76	-
FIRSTSBANK	2.00	-9.09%	6.68	3.33	n/a
ZAHEENSPIN	6.20	-8.82%	4.92	0.78	n/a
CROWNCEMNT	53.30	-8.26%	7.46	0.14	11.23

Please see penultimate page for additional important disclosures: UCB Stock Brokerage Ltd. ("UCB") is a foreign broker-dealer unregistered in the USA. UCB research is prepared by analysts who are not registered in the USA. UCB research is distributed in the USA pursuant to Rule 15a-6 of the Securities Exchange Act of 1934 solely by Marco Polo Securities Inc., an SEC registered and FINRA-member broker-dealer.

DUTCHBANGL

Clarification on recent news published in newspaper

In response to a DSE query to the company regarding a news published in a newspaper titled "The company's brazen attempt at building purchase and sale" (translated from Bangla title) on September 18, 2025, the company has submitted clarification vide its letter dated September 21, 2025. The Board of Directors of Dutch-Bangla Bank PLC in its 298th meeting held on August 26, 2025 among others, has decided to purchase a 27.5 storied commercial building at Motijheel Commercial Area having total space of around 207,340 sft (176,300 sft floor space and 31,040 sft basement with 12.83 katha land) for Corporate Head office (Present Head Office of the Bank) of the Bank subject to obtaining necessary approval from Bangladesh Bank. It appears that the content published in the newspaper is largely based on the reporter's personal opinions and lacks alignment with factual data and figures. Dutch-Bangla firmly believes that this acquisition will be beneficial for the Bank and its investors. The fixed assets purchased will increase financial strength of the Bank. In line with the request of the Bangladesh Securities and Exchange Commission (BSEC), the CG & FRC Department of the Dhaka Stock Exchange (DSE), through their letter no. DSE/CGFRC/LC-381/2025 dated September 10, 2025, had requested information on this acquisition. Dutch-Bangla duly responded on September 14, 2025, with all relevant documentation, including details on Arm's Length Transactions, Price Justification, Approval Processes, Financial Impact, and Building Information.

KARNAPHULI

Declaration of share transfer and receipt by Directors

Mrs. Sharmin Nasir, a Director of the company, has expressed her intention to transfer 897,604 shares of the company to her spouse Mr. Nasir Uddin Ahmed (a Director of the company), by way of gift outside the trading system of the Exchange within next thirty working days with effect from September 14, 2025.

Block Trade

Ticker	Max Price (BDT)	Min Price (BDT)	No. of Trades	Volume	Value (BDTmn)
AL-HAJTEX	175	158	6	31493	5.293
ASIATICLAB	63	56.8	3	729200	41.596
BANKASIA	19.5	19.5	1	50000	0.975
CENTRALINS	43.5	43.5	1	12000	0.522
CITYGENINS	61.7	60.1	3	99246	6.067
DBH1STMF	6	6	2	200000	1.2
FINEFOODS	315	310	2	20000	6.265
LEGACYFOOT	67.2	67.2	1	11988	0.806
LOVELLO	99	99	1	25200	2.495
NATLIFEINS	111	111	1	10000	1.11
ORIONINFU	524.9	460	3	49246	22.982
PRIMEBANK	24.9	24.9	1	4421750	110.102
SEAPPEARL	52.5	52.3	3	39500	2.068
SHYAMPSUG	195	195	2	19500	3.803
TILIL	70	70	1	29599	2.072
VAMLRBBF	5.9	5.9	1	100000	0.59
ZEALBANGLA	95	95	1	8900	0.846

Disclaimer

For U.S. persons only: This research report is a product of UCB Stock Brokerage Ltd. ("UCB"), a company authorized to engage in securities activities in Bangladesh, under Marco Polo Securities 15a-6 chaperone service, which is the employer of the research analyst(s) who has prepared the research report. The research analyst(s) preparing the research report is/are resident outside the United States (U.S.) and are not associated persons of any U.S. regulated broker-dealer and therefore the analyst(s) is/are not subject to supervision by a U.S. broker-dealer, and is/are not required to satisfy the regulatory licensing requirements of FINRA or required to otherwise comply with U.S. rules or regulations regarding, among other things, communications with a subject company, public appearances and trading securities held by a research analyst account.

Research reports are intended for distribution by only to "Major Institutional Investors" as defined by Rule 15a-6 (b)(4) of the U.S. Securities and Exchange Act, 1934 (the Exchange Act) and interpretations thereof by U.S. Securities and Exchange Commission (SEC) in reliance on Rule 15a-6(a)(2). If the recipient of this report is not a Major Institutional Investor as specified above, then it should not act upon this report and return the same to the sender. Further, this report may not be copied, duplicated and/or transmitted onward to any U.S. person, which is not the Major Institutional Investor. In reliance on the exemption from registration provided by Rule 15a-6 of the Exchange Act and interpretations thereof by the SEC in order to conduct certain business with Major Institutional Investors, UCB has entered into a chaperoning agreement with a U.S. registered broker-dealer, Marco Polo Securities Inc. ("Marco Polo"). Transactions in securities discussed in this research report should be affected through Marco Polo or another U.S. registered broker dealer.

Past performance is not necessarily a guide to future performance and no representation or warranty, express or implied, is made by UCB Stock Brokerage Limited (UCB) with respect to future performance. Income from investments may fluctuate. The price or value of the investments to which this research report relates, either directly or indirectly, may fall or rise against the interest of investors. Any recommendation or opinion contained in this research report may become outdated as a consequence of changes in the environment in which the issuer of the securities under analysis operates, in addition to changes in the estimates and forecasts, assumptions and valuation methodology used herein.

No part of the content of this research report may be copied, forwarded or duplicated in any form or by any means without the prior consent of UCB and UCB accepts no liability whatsoever for the actions of third parties in this respect.

EQUITY RECOMMENDATION STRUCTURE (ABSOLUTE RATINGS)

We calculate our target price by weighting DCF, DDM, SOTP, asset-based and other relative valuation methods, and applying appropriate premiums/ discounts and/or other relevant adjustments.

Expected absolute returns are calculated as the % of difference between our target price and latest close price. Stock recommendations are based on absolute upside (downside) and have a 12-month horizon. Please note that future price fluctuations could lead to a temporary mismatch between upside/downside for a stock and our recommendation.

Recommendation Type	Holding period (if not otherwise mentioned)	Absolute Return Potential
Buy	12 Months	More than +15%
Neutral/ Hold	12 Months	Between -5% and +15%
Underweight	12 Months	Less than -5%

ANALYST CERTIFICATION

Respective analyst(s) identified in this report certifies, with respect to the companies or securities that the individual analyses, that (1) the views expressed in this report reflect his or her personal views about all of the subject companies and securities and (2) no part of his or her compensation was, is or will be directly or indirectly dependent on the specific recommendations or views expressed in this report. The research analyst(s) named on this report are not registered / qualified as research analysts with FINRA.

It has not been determined in advance whether and in what intervals this document will be updated. Unless otherwise stated current prices refer to the most recent trading day's closing price.

Contact Us

Research Team

Md. Hasib Reza, CFA	Head of Research	hasib.reza@ucbstock.com.bd	+880 1755 658 997
Anik Mahmood Ibne Anwar, CFA	Deputy Head of Research	anik.mahmood@ucbstock.com.bd	+880 1701 205 074
Fahmid Islam Sadhin	Research Associate	fahmid.islam@ucbstock.com.bd	+880 1325 086 738
Nafis Zaki	Research Associate	nafis.zaki@ucbstock.com.bd	+880 1871 891 263
Mahmudul Hasan Meraz	Research Associate	mahmudul.hasan@ucbstock.com.bd	+880 1324 719 456
Numair M N Ahmmed	Research Associate	ahmmed.numair@ucbstock.com.bd	+880 1324 719 484

Investment Strategist

Syed Adnan Huda, CFA	First Vice President	adnan@ucbstock.com.bd	+880 1730 325 232
----------------------	----------------------	-----------------------	-------------------

Institutional & Foreign Trade

Tahmidur Rahman	First Assistant Vice President	rahman.tahmidur@ucbstock.com.bd	+880 1726 995 520
-----------------	--------------------------------	---------------------------------	-------------------

Office Premises

Head Office

Gulshan

Bulus Center

+880 2955 8481

Extensions of Head Office

Dilkusha +880 1701 205 090	Dilkusha (NIK Tower) +880 1701 205 000	Dhanmondi +880 1713 205 703	Nikunja +880 1701 205 013	Mohammadpur +880 1324 243 212
Bashundhara +880 1718 106 217	Mirpur-1 +880 1713 205 723	Mirpur-12 +880 1911 197 188	Banasree +880 1701 205 075	Uttara +880 1913 128 156

Branch Offices

Chattogram +880 1701 205 038	Sylhet +880 1713 205 760
--	------------------------------------

Digital Booths

Khulna +880 1717 411 466	Barishal +880 1713 205 762	Cumilla +880 1324 243 163	Jashore +880 1324 243 203	Gazipur +880 1324 243 165
Feni +880 1324 243 210	Khatungonj +880 1713 205 742	Chawkbazar +880 1817 206 965	Madhobdi +880 1324 243 156	
	Narayangonj +880 1324 243 207	Agrabad +880 1324 243 198		