

## DSEX WENT DOWN BY 6.6 POINTS

Market closed flat today with increase in turnover.

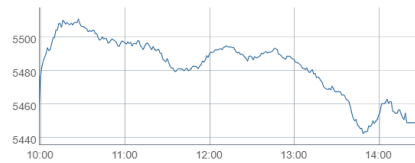
Broad index DSEX went down by 6.6 points.

IT, Fuel & Power and Ceramics are the top three sectors that closed positive today while Jute, NBF and G. Insurance are the top three sectors that closed negative today.

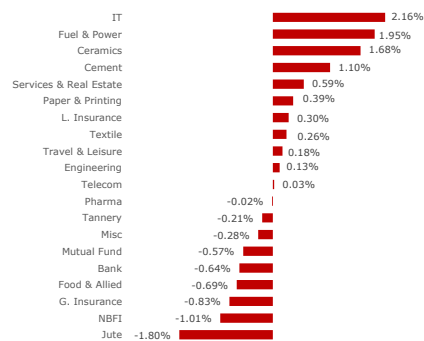
Turnover increased by 5.9% to BDT 12,477mn (USD 102mn).

Textile sector dominated the turnover chart covering 14.7% of the total turnover.

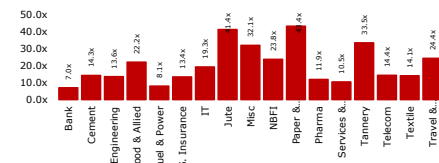
### Intraday Performance of DSEX



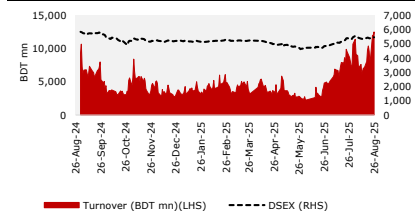
### Sector Return



### Sector P/E



### 52 Week Daily Turnover & DSEX



### Index

Particulars	Value	Δ Points	Daily Δ %	Dec'24 Value	YTD Δ %
DSEX	5,448.83	(6.6)	-0.12%	5,216.44	4.45%
DS30	2,123.71	(5.1)	-0.24%	1,939.73	9.48%
DSES	1,190.23	0.7	0.06%	1,168.90	1.82%
S&P 500	6,439.32	(27.6)	-0.43%	5,881.63	9.48%
Nikkei 225	42,394.40	(413.4)	-0.97%	39,894.54	6.27%
FTSE 100	9,263.47	(57.9)	-0.62%	8,132.56	13.91%

### Market Statistics

Particulars	Today	Last Day	Daily Δ	Daily Δ %	60 Day MA
Turnover (BDT mn)	12,477	11,778	699	5.94%	6,271
Turnover (USD mn)	102	96	6	5.94%	52
Volume (mn)	376	334	41	12.40%	230
Market Cap (BDT bn)	7,124	7,127	-2	-0.03%	
Market Cap (USD bn)	58	58	0	-0.03%	
Market P/E (x)	11.7				
Particulars	Winner	Loser	Unchanged		
Market Breadth	137	215	45		

### Sector Statistics

Sector	Market Cap (BDTmn)	% of total Market Cap	Sector Return	Turnover (BDTmn)	% of total Turnover
Bank	711,003	19.69%	-0.6%	1,191.1	9.55%
Pharma	594,882	16.47%	0.0%	1,779.9	14.27%
Telecom	574,606	15.91%	0.0%	240.0	1.92%
Fuel & Power	314,788	8.72%	2.0%	768.0	6.16%
Engineering	286,270	7.93%	0.1%	1,057.9	8.48%
Food & Allied	272,076	7.53%	-0.7%	851.7	6.83%
Misc	232,854	6.45%	-0.3%	635.6	5.09%
Textile	124,772	3.45%	0.3%	1,840.3	14.75%
NBF	102,613	2.84%	-1.0%	196.0	1.57%
Cement	100,898	2.79%	1.1%	154.5	1.24%
G. Insurance	84,882	2.35%	-0.8%	978.3	7.84%
L. Insurance	53,937	1.49%	0.3%	663.9	5.32%
Travel & Leisure	38,799	1.07%	0.2%	229.0	1.84%
Mutual Fund	26,473	0.73%	-0.6%	95.6	0.77%
IT	26,198	0.73%	2.2%	543.8	4.36%
Paper & Printing	25,035	0.69%	0.4%	653.6	5.24%
Tannery	23,626	0.65%	-0.2%	160.9	1.29%
Services & Real Estate	18,655	0.52%	0.6%	174.3	1.40%

### Top Turnover

Ticker	Close Price (BDT)	Daily Δ %	Turnover (BDTmn)	Volume (mn)	P/E (x)
CITYBANK	25.00	0.00%	421.20	16.65	5.61
MALEKSPIN	33.80	-0.88%	295.79	8.62	4.39
BSC	120.10	-2.28%	270.36	2.23	6.26
BXPHARMA	128.60	-2.21%	266.20	2.05	8.17
SONALIPAPR	250.80	-5.25%	266.03	1.02	28.81

### Top Gainers

Ticker	Close Price (BDT)	Daily Δ %	Turnover (BDTmn)	Volume (mn)	P/E (x)
EPGL	18.70	10.00%	20.92	1.12	n/a
NPOLYMER	34.20	9.97%	81.85	2.43	36.13
ISNLTD	93.00	9.93%	96.75	1.07	n/a
AOL	15.10	9.42%	11.08	0.75	9.50
BPML	38.70	9.32%	94.23	2.45	n/a

### Top Losers

Ticker	Close Price (BDT)	Daily Δ %	Turnover (BDTmn)	Volume (mn)	P/E (x)
FASFIN	1.80	-10.00%	0.27	0.15	n/a
PREMIERLEA	1.90	-9.52%	0.03	0.02	n/a
SHURWID	5.80	-9.38%	3.00	0.51	2.30
PRIMEFIN	2.90	-9.38%	0.48	0.16	n/a
ILFSL	2.00	-9.09%	0.25	0.13	n/a

## NRBCBANK

### Sale declaration of a Sponsor

Mr. Syed Munsif Ali, a Sponsor of the Company, has expressed his intention to sell 30,00,000 shares out of his holding of 1,43,54,645 shares of the Company at prevailing market price (In the Public Market) through Dhaka Stock Exchange PLC. (DSE) within next 30 (thirty) working days.

## WALTONHIL

### Board Meeting schedule under LR 19(1)

As per Regulation 19(1) of the Dhaka Stock Exchange (Listing) Regulations, 2015, the Company has informed that a meeting of the Board of Directors will be held on September 03, 2025 at 4:00 PM to consider, among others, audited financial statements of the Company for the year ended June 30, 2025.

## SONALIPAPR

### Company to procure A4 paper converting machine to boost production

The Company has informed that the Board has resolved to procure a modern A4 Paper Converting (Auto Cutting & Wrapping) Machine as part of its ongoing expansion strategy. This will be the third unit to be added to the Company's existing two operational units. This strategic investment is expected to: 1. Enable the Company to meet the growing nationwide demand for A4 paper more effectively. 2. Strengthen the Company's competitiveness in the A4 paper and packaging sector. The Board believes that this acquisition aligns with the Company's long-term strategic goals and will have a positive impact on its performance and shareholders value.

## Block Trade

Ticker	Max Price (BDT)	Min Price (BDT)	No. of Trades	Volume	Value (BDTmn)
AIL	53	53	7	106500	5.644
AL-HAJTEX	163	150	2	8200	1.272
APEXSPINN	160	160	1	7500	1.2
ASIATICLAB	55.3	53.9	3	200000	10.88
BDLAMP	161.7	158	2	38211	6.081
BESTHLDNG	17.8	17.8	1	29700	0.529
BPML	36	36	1	18000	0.648
BSCPLC	156	156	1	3500	0.546
BXPHARMA	131.6	129	2	15050	1.952
CENTRALINS	47.3	46	4	700500	32.477
CITYGENINS	57.9	55	3	175700	9.954
CLICL	50	49	2	61000	3.039
CONFIDCEM	67	67	1	37000	2.479
CVOPRL	186	186	1	5000	0.93
EXIM1STMF	4.5	4.4	3	688006	3.066
FINEFOODS	270	267	2	30000	8.04
GOLDENSON	12.3	12.2	2	200000	2.45
GQBALLPEN	365	365	1	5400	1.971
HAKKANIPUL	88.5	82.6	2	14900	1.278
INDEXAGRO	82	82	1	7300	0.599
ISNLTD	84.6	77	3	49652	4.071
JAMUNABANK	21.5	21.5	1	100000	2.15
KAY&QUE	356.5	356.5	1	1530	0.545
LOVELLO	102.5	87.9	7	181048	16.155
MEGHNALIFE	66	66	1	93200	6.151
MERCANBANK	9.7	9.7	1	150000	1.455
NCCBANK	12.5	12.3	2	122000	1.511
NHFIL	25	25	2	241000	6.025
ORIONINFU	525	525	1	4700	2.467
ORIONPHARM	32	31.9	2	75000	2.396
PENINSULA	11	11	1	60000	0.66
PHARMAID	650	650	1	2000	1.3
PRAGATILIF	170.5	159.1	8	83240	13.381
PRIMEBANK	27	27	1	26555	0.717
PTL	55	55	1	88600	4.873
RELIANCE1	14	14	2	135750	1.901
SAMATALETH	127.1	120	2	23299	2.906
SEAPEARL	53.9	53.9	1	208000	11.211
SIMTEX	18.6	18.6	1	262000	4.873
SPCERAMICS	20.4	20.3	2	125000	2.547
SPCL	45	45	1	15000	0.675
TILIL	65	61	5	101630	6.329
YPL	21	21	1	33000	0.693

## Disclaimer

**For U.S. persons only:** This research report is a product of UCB Stock Brokerage Ltd. ("UCB"), a company authorized to engage in securities activities in Bangladesh, under Marco Polo Securities 15a-6 chaperone service, which is the employer of the research analyst(s) who has prepared the research report. The research analyst(s) preparing the research report is/are resident outside the United States (U.S.) and are not associated persons of any U.S. regulated broker-dealer and therefore the analyst(s) is/are not subject to supervision by a U.S. broker-dealer, and is/are not required to satisfy the regulatory licensing requirements of FINRA or required to otherwise comply with U.S. rules or regulations regarding, among other things, communications with a subject company, public appearances and trading securities held by a research analyst account.

Research reports are intended for distribution by only to "Major Institutional Investors" as defined by Rule 15a-6 (b)(4) of the U.S. Securities and Exchange Act, 1934 (the Exchange Act) and interpretations thereof by U.S. Securities and Exchange Commission (SEC) in reliance on Rule 15a-6(a)(2). If the recipient of this report is not a Major Institutional Investor as specified above, then it should not act upon this report and return the same to the sender. Further, this report may not be copied, duplicated and/or transmitted onward to any U.S. person, which is not the Major Institutional Investor. In reliance on the exemption from registration provided by Rule 15a-6 of the Exchange Act and interpretations thereof by the SEC in order to conduct certain business with Major Institutional Investors, UCB has entered into a chaperoning agreement with a U.S. registered broker-dealer, Marco Polo Securities Inc. ("Marco Polo"). Transactions in securities discussed in this research report should be affected through Marco Polo or another U.S. registered broker dealer.

Past performance is not necessarily a guide to future performance and no representation or warranty, express or implied, is made by UCB Stock Brokerage Limited (UCB) with respect to future performance. Income from investments may fluctuate. The price or value of the investments to which this research report relates, either directly or indirectly, may fall or rise against the interest of investors. Any recommendation or opinion contained in this research report may become outdated as a consequence of changes in the environment in which the issuer of the securities under analysis operates, in addition to changes in the estimates and forecasts, assumptions and valuation methodology used herein.

No part of the content of this research report may be copied, forwarded or duplicated in any form or by any means without the prior consent of UCB and UCB accepts no liability whatsoever for the actions of third parties in this respect.

#### EQUITY RECOMMENDATION STRUCTURE (ABSOLUTE RATINGS)

We calculate our target price by weighting DCF, DDM, SOTP, asset-based and other relative valuation methods, and applying appropriate premiums/ discounts and/or other relevant adjustments.

Expected absolute returns are calculated as the % of difference between our target price and latest close price. Stock recommendations are based on absolute upside (downside) and have a 12-month horizon. Please note that future price fluctuations could lead to a temporary mismatch between upside/downside for a stock and our recommendation.

Recommendation Type	Holding period (if not otherwise mentioned)	Absolute Return Potential
Buy	12 Months	More than +15%
Neutral/ Hold	12 Months	Between -5% and +15%
Underweight	12 Months	Less than -5%

#### ANALYST CERTIFICATION

Respective analyst(s) identified in this report certifies, with respect to the companies or securities that the individual analyses, that (1) the views expressed in this report reflect his or her personal views about all of the subject companies and securities and (2) no part of his or her compensation was, is or will be directly or indirectly dependent on the specific recommendations or views expressed in this report. The research analyst(s) named on this report are not registered / qualified as research analysts with FINRA.

*It has not been determined in advance whether and in what intervals this document will be updated. Unless otherwise stated current prices refer to the most recent trading day's closing price.*

# Contact Us

## Research Team

Md. Hasib Reza, CFA	Head of Research	hasib.reza@ucbstock.com.bd	+880 1755 658 997
Anik Mahmood Ibne Anwar, CFA	Deputy Head of Research	anik.mahmood@ucbstock.com.bd	+880 1701 205 074
Fahmid Islam Sadhin	Research Associate	fahmid.islam@ucbstock.com.bd	+880 1325 086 738
Nafis Zaki	Research Associate	nafis.zaki@ucbstock.com.bd	+880 1871 891 263
Mahmudul Hasan Meraz	Research Associate	mahmudul.hasan@ucbstock.com.bd	+880 1324 719 456
Numair M N Ahmmed	Research Associate	ahmmed.numair@ucbstock.com.bd	+880 1324 719 484

## Investment Strategist

Syed Adnan Huda, CFA	First Vice President	adnan@ucbstock.com.bd	+880 1730 325 232
----------------------	----------------------	-----------------------	-------------------

## Institutional & Foreign Trade

Tahmidur Rahman	First Assistant Vice President	rahman.tahmidur@ucbstock.com.bd	+880 1726 995 520
-----------------	--------------------------------	---------------------------------	-------------------

## Office Premises

### Head Office

Gulshan

Bulus Center

+880 2955 8481

### Extensions of Head Office

<b>Dilkusha</b> +880 1701 205 090	<b>Dilkusha (NIK Tower)</b> +880 1701 205 000	<b>Dhanmondi</b> +880 1713 205 703	<b>Nikunja</b> +880 1701 205 013	<b>Mohammadpur</b> +880 1324 243 212
<b>Bashundhara</b> +880 1718 106 217	<b>Mirpur-1</b> +880 1713 205 723	<b>Mirpur-12</b> +880 1911 197 188	<b>Banasree</b> +880 1701 205 075	<b>Uttara</b> +880 1913 128 156

### Branch Offices

<b>Chattogram</b> +880 1701 205 038	<b>Sylhet</b> +880 1713 205 760
--	------------------------------------

### Digital Booths

<b>Khulna</b> +880 1717 411 466	<b>Barishal</b> +880 1713 205 762	<b>Cumilla</b> +880 1324 243 163	<b>Jashore</b> +880 1324 243 203	<b>Gazipur</b> +880 1324 243 165
<b>Feni</b> +880 1324 243 210	<b>Khatungonj</b> +880 1713 205 742	<b>Chawkbazar</b> +880 1817 206 965	<b>Madhobdi</b> +880 1324 243 156	
	<b>Narayangonj</b> +880 1324 243 207	<b>Agrabad</b> +880 1324 243 198		