

DSEX WENT DOWN BY 5.3 POINTS

Market closed flat today with decrease in turnover.

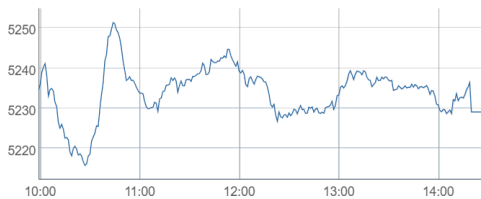
Broad index DSEX went down by 5.3 points.

NBFI, Textile and G. Insurance are the top three sectors that closed positive today while Engineering, Jute and Tannery are the top three sectors that closed negative today.

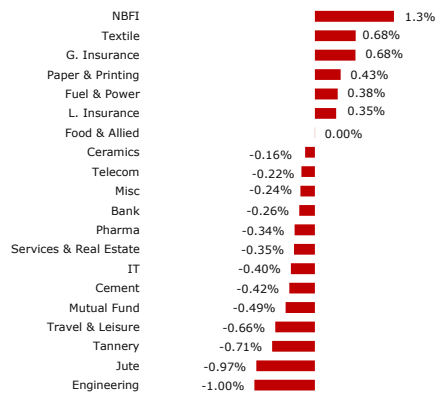
Turnover decreased by 18.5% to BDT 4,785mn (USD 39mn).

Pharma sector dominated the turnover chart covering 14.8% of the total turnover.

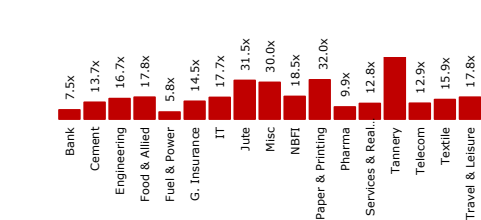
Intraday Performance of DSEX



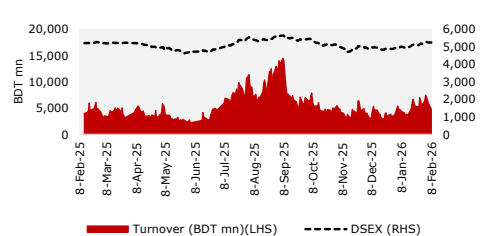
Sector Return



Sector P/E



52 Week Daily Turnover & DSEX



Index

Particulars	Value	Δ Points	Daily Δ %	Dec'25 Value	YTD Δ %
DSEX	5,229.09	(5.3)	-0.10%	4,865.34	7.48%
DS30	1,998.39	(3.5)	-0.17%	1,853.54	7.81%
DSES	1,065.69	(6.4)	-0.60%	1,000.72	6.49%
S&P 500	6,932.30	133.9	1.97%	6,845.50	1.27%
Nikkei 225	54,253.68	435.6	0.81%	50,339.48	7.78%
FTSE 100	10,369.75	60.5	0.59%	9,931.38	4.41%

Market Statistics

Particulars	Today	Last Day	Daily Δ	Daily Δ %	60 Day MA
Turnover (BDT mn)	4,785	5,874	-1,089	-18.54%	4,562
Turnover (USD mn)	39	48	-9	-18.54%	37
Volume (mn)	171	210	-40	-18.87%	155
Market Cap (BDT bn)	6,991	6,996	-4	-0.06%	
Market Cap (USD bn)	57	57	0	-0.06%	
Market P/E (x)	10.8				
Particulars	Gain	Loser	Unchanged		
Market Breadth	162	162	69		

Sector Statistics

Sector	Market Cap (BDTmn)	% of total Market Cap	Sector Return	Turnover (BDTmn)	% of total Turnover
Bank	743,403	21.69%	-0.3%	651.8	13.62%
Pharma	559,129	16.31%	-0.3%	709.6	14.83%
Telecom	536,198	15.64%	-0.2%	130.5	2.73%
Fuel & Power	278,444	8.12%	0.4%	240.7	5.03%
Engineering	274,728	8.01%	-1.0%	494.6	10.34%
Food & Allied	250,915	7.32%	0.0%	442.7	9.25%
Misc	220,024	6.42%	-0.2%	220.9	4.62%
Textile	109,648	3.20%	0.7%	652.0	13.63%
Cement	90,637	2.64%	-0.4%	63.5	1.33%
G. Insurance	89,907	2.62%	0.7%	390.9	8.17%
NBFI	88,019	2.57%	1.3%	107.8	2.25%
L. Insurance	50,608	1.48%	0.4%	184.0	3.85%
Travel & Leisure	30,500	0.89%	-0.7%	36.0	0.75%
Mutual Fund	23,476	0.68%	-0.5%	112.1	2.34%
IT	22,690	0.66%	-0.4%	79.8	1.67%
Tannery	21,549	0.63%	-0.7%	28.6	0.60%
Services & Real Estate	20,897	0.61%	-0.3%	35.4	0.74%
Paper & Printing	20,594	0.60%	0.4%	80.8	1.69%

Top Turnover

Ticker	Close Price (BDT)	Daily Δ %	Turnover (BDTmn)	Volume (mn)	P/E (x)
ASIATICLAB	64.70	0.31%	231.93	3.55	12.54
SIMTEX	23.80	5.31%	183.31	7.86	17.76
KAY&QUE	434.00	8.74%	168.50	0.40	37.22
ISLAMIBANK	52.00	-1.33%	145.90	2.75	62.90
MONNOFABR	22.20	6.73%	130.09	6.01	277.50

Top Gainers

Ticker	Close Price (BDT)	Daily Δ %	Turnover (BDTmn)	Volume (mn)	P/E (x)
FAREASTFIN	0.95	10.47%	0.61	0.65	n/a
ILFSL	0.96	10.34%	0.79	0.82	n/a
PLFSL	0.96	10.34%	3.35	3.57	n/a
FASFIN	0.97	10.23%	1.35	1.41	n/a
KPPL	16.50	10.00%	5.15	0.31	n/a

Top Losers

Ticker	Close Price (BDT)	Daily Δ %	Turnover (BDTmn)	Volume (mn)	P/E (x)
DBH1STMF	4.60	-9.80%	21.45	4.52	n/a
MEGHANPET	24.10	-8.71%	3.34	0.14	n/a
MEGCONMILK	26.50	-7.02%	6.52	0.24	n/a
RELIANCE1	13.10	-6.43%	40.17	2.99	109.17
PRIME1ICBA	4.40	-6.38%	0.20	0.05	20.00

SALVO

Confirmation of share transfer by a Sponsor Director by way of gift

Mr. Md. Salam Obaidul Karim, Sponsor Director of the company, has further informed that he has completed his transfer of 1,350,000 shares of the company to his Son Mr. Md. Atteul Karim Rafee (General Shareholder of the company), by way of gift outside the trading system of the Exchange as per declaration disseminated on 03.02.2026.

Block Trade

Ticker	Max Price (BDT)	Min Price (BDT)	No. of Trades	Volume	Value (BDTmn)
ACI	190	190	1	6877	1.307
ACMELAB	70	70	1	13345	0.934
AL-HAJTEX	135	134	3	30000	4.04
APEXFOOT	175	175	1	2880	0.504
APEXSPINN	229	205.4	2	12499	2.803
ASIAINS	38	38	1	20000	0.76
ASIATICLAB	67	66.6	2	36500	2.438
BATBC	258	255	3	6496	1.667
CENTRALINS	44	44	1	272000	11.968
CENTRALPHL	8.4	8.4	1	103500	0.869
CITYBANK	25	25	1	57038	1.426
CITYGENINS	91	91	1	20000	1.82
CRYSTALINS	86	86	1	50000	4.3
DBH	35	35	1	62944	2.203
DELTALIFE	66	66	1	20000	1.32
DOMINAGE	34	34	2	32703	1.112
DUTCHBANGL	38	38	1	19332	0.735
EASTLAND	22	22	1	39600	0.871
EIL	30.7	30.7	1	17000	0.522
EXIM1STMF	3.2	3.2	1	1000000	3.2
FINEFOODS	465	418.1	9	114675	49.821
HAKKANIPUL	76	76	1	12000	0.912
HAMI	120.4	120.4	1	6000	0.722
IDLC	38	38	1	32220	1.224
IFIC	4.4	4.4	1	743713	3.272
ISNLTD	81	81	1	8000	0.648
JAMUNAOIL	167	167	1	3000	0.501
JANATAINS	28.3	28.3	1	30000	0.849
KAY&QUE	415	415	1	1220	0.506
LANKABAFIN	12	12	1	203175	2.438
LHB	50	50	1	20500	1.025
LOVELLO	70	66.6	2	340816	23.831
MPETROLEUM	190	190	1	2677	0.509
MTB	13.9	13.7	13	2650000	36.425
ONEBANKPLC	7	7	1.0	166826	1.2
ORIONPHARM	25.5	25	2	45000	1.135
PADMAOIL	165	165	1	19650	3.242
PHARMAID	532	532	1	1974	1.05
PUBALIBANK	38	38	1	23571	0.896
ROBI	30	30	1	100000	3
SAPORTL	39	39	1	32849	1.281
SILCOPHL	12.6	12.6	1	179500	2.262
SIMTEX	22	22	1	60900	1.34
SPCL	51.5	51.5	1	12300	0.633
TILIL	47.5	47.5	1	10600	0.503
UNITEDFIN	11.1	11.1	1	150000	1.665
UTTARABANK	23	23	2	93813	2.158
YPL	17	17	1	114000	1.938

Disclaimer

For U.S. persons only: This research report is a product of UCB Stock Brokerage Ltd. ("UCB"), a company authorized to engage in securities activities in Bangladesh, under Marco Polo Securities 15a-6 chaperone service, which is the employer of the research analyst(s) who has prepared the research report. The research analyst(s) preparing the research report is/are resident outside the United States (U.S.) and are not associated persons of any U.S. regulated broker-dealer and therefore the analyst(s) is/are not subject to supervision by a U.S. broker-dealer, and is/are not required to satisfy the regulatory licensing requirements of FINRA or required to otherwise comply with U.S. rules or regulations regarding, among other things, communications with a subject company, public appearances and trading securities held by a research analyst account.

Research reports are intended for distribution by only to "Major Institutional Investors" as defined by Rule 15a-6 (b)(4) of the U.S. Securities and Exchange Act, 1934 (the Exchange Act) and interpretations thereof by U.S. Securities and Exchange Commission (SEC) in reliance on Rule 15a-6(a)(2). If the recipient of this report is not a Major Institutional Investor as specified above, then it should not act upon this report and return the same to the sender. Further, this report may not be copied, duplicated and/or transmitted onward to any U.S. person, which is not the Major Institutional Investor. In reliance on the exemption from registration provided by Rule 15a-6 of the Exchange Act and interpretations thereof by the SEC in order to conduct certain business with Major Institutional Investors, UCB has entered into a chaperoning agreement with a U.S. registered broker-dealer, Marco Polo Securities Inc. ("Marco Polo"). Transactions in securities discussed in this research report should be affected through Marco Polo or another U.S. registered broker dealer.

Past performance is not necessarily a guide to future performance and no representation or warranty, express or implied, is made by UCB Stock Brokerage Limited (UCB) with respect to future performance. Income from investments may fluctuate. The price or value of the investments to which this research report relates, either directly or indirectly, may fall or rise against the interest of investors. Any recommendation or opinion contained in this research report may become outdated as a consequence of changes in the environment in which the issuer of the securities under analysis operates, in addition to changes in the estimates and forecasts, assumptions and valuation methodology used herein.

No part of the content of this research report may be copied, forwarded or duplicated in any form or by any means without the prior consent of UCB and UCB accepts no liability whatsoever for the actions of third parties in this respect.

EQUITY RECOMMENDATION STRUCTURE (ABSOLUTE RATINGS)

We calculate our target price by weighting DCF, DDM, SOTP, asset-based and other relative valuation methods, and applying appropriate premiums/ discounts and/or other relevant adjustments.

Expected absolute returns are calculated as the % of difference between our target price and latest close price. Stock recommendations are based on absolute upside (downside) and have a 12-month horizon. Please note that future price fluctuations could lead to a temporary mismatch between upside/downside for a stock and our recommendation.

Recommendation Type	Holding period (if not otherwise mentioned)	Absolute Return Potential
Buy	12 Months	More than +15%
Neutral/ Hold	12 Months	Between -5% and +15%
Underweight	12 Months	Less than -5%

ANALYST CERTIFICATION

Respective analyst(s) identified in this report certifies, with respect to the companies or securities that the individual analyses, that (1) the views expressed in this report reflect his or her personal views about all of the subject companies and securities and (2) no part of his or her compensation was, is or will be directly or indirectly dependent on the specific recommendations or views expressed in this report. The research analyst(s) named on this report are not registered / qualified as research analysts with FINRA.

It has not been determined in advance whether and in what intervals this document will be updated. Unless otherwise stated current prices refer to the most recent trading day's closing price.

Contact Us

Research Team

Md. Hasib Reza, CFA	Head of Research	hasib.reza@ucbstock.com.bd	+880 1755 658 997
Anik Mahmood Ibne Anwar, CFA	Deputy Head of Research	anik.mahmood@ucbstock.com.bd	+880 1701 205 074
Fahmid Islam Sathin	Research Associate	fahmid.islam@ucbstock.com.bd	+880 1325 086 738
Nafis Zaki	Research Associate	nafis.zaki@ucbstock.com.bd	+880 1871 891 263
Numair M N Ahmmed	Research Associate	ahmmed.numair@ucbstock.com.bd	+880 1324 719 484

Investment Strategist

Syed Adnan Huda, CFA	First Vice President	adnan@ucbstock.com.bd	+880 1730 325 232
----------------------	----------------------	-----------------------	-------------------

Institutional & Foreign Trade

Tahmidur Rahman	First Assistant Vice President	rahman.tahmidur@ucbstock.com.bd	+880 1726 995 520
-----------------	--------------------------------	---------------------------------	-------------------

Office Premises

Head Office

Gulshan
Bulus Center
+880 2955 8481

Extensions of Head Office

Dilkusha +880 1701 205 090	Dilkusha (NIK Tower) +880 1701 205 000	Dhanmondi +880 1713 205 703	Nikunja +880 1701 205 013	Mohammadpur +880 1324 243 212
Bashundhara +880 1718 106 217	Mirpur-1 +880 1713 205 723	Mirpur-12 +880 1911 197 188	Banasree +880 1701 205 075	Uttara +880 1913 128 156

Branch Offices

Chattogram +880 1701 205 038	Sylhet +880 1713 205 760
--	------------------------------------

Digital Booths

Khulna +880 1717 411 466	Barishal +880 1713 205 762	Cumilla +880 1324 243 163	Jashore +880 1324 243 203	Gazipur +880 1324 243 165
Feni +880 1324 243 210	Khatungonj +880 1713 205 742	Chawkbazar +880 1817 206 965	Madhobdi +880 1324 243 156	
	Narayangonj +880 1324 243 207	Agrabad +880 1324 243 198		