

DSEX WENT UP BY 200.7 POINTS

Market closed positive today with increase in turnover.

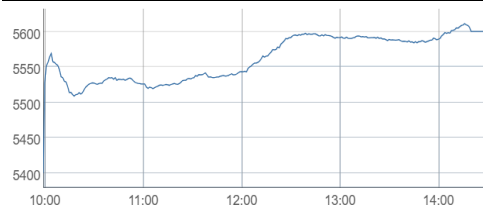
Broad index DSEX went up by 200.7 points.

NBFI, Travel & Leisure and Ceramics are the top three sectors that closed positive today while no sector closed negative today.

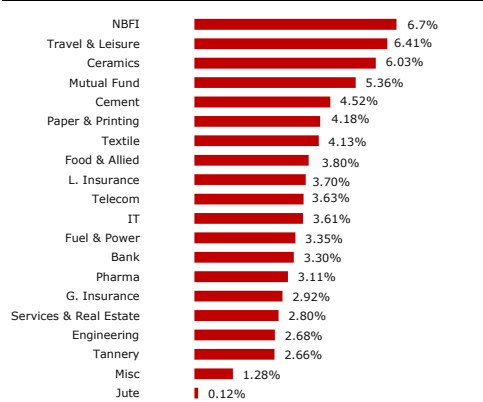
Turnover increased by 61.4% to BDT 12,751mn (USD 104mn).

Bank sector dominated the turnover chart covering 26.3% of the total turnover.

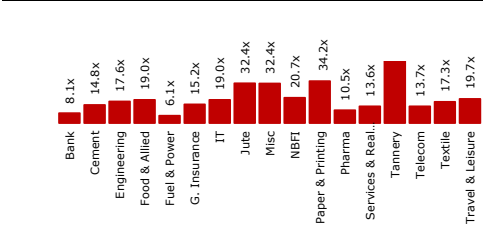
Intraday Performance of DSEX



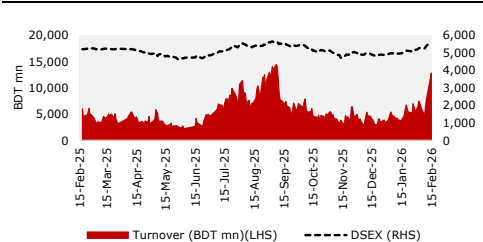
Sector Return



Sector P/E



52 Week Daily Turnover & DSEX



Index

Particulars	Value	Δ Points	Daily Δ %	Dec'25 Value	YTD Δ %
DSEX	5,600.66	200.7	3.72%	4,865.34	15.11%
DS30	2,145.13	86.2	4.19%	1,853.54	15.73%
DSES	1,127.37	30.4	2.77%	1,000.72	12.66%
S&P 500	6,836.17	3.4	0.05%	6,845.50	-0.14%
Nikkei 225	56,941.97	(697.9)	-1.21%	50,339.48	13.12%
FTSE 100	10,446.35	43.9	0.42%	9,931.38	5.19%

Market Statistics

Particulars	Today	Last Day	Daily Δ	Daily Δ %	60 Day MA
Turnover (BDT mn)	12,751	7,902	4,849	61.37%	4,845
Turnover (USD mn)	104	64	39	61.37%	40
Volume (mn)	464	327	137	41.81%	166
Market Cap (BDT bn)	7,213	7,090	123	1.74%	
Market Cap (USD bn)	59	58	1	1.74%	
Market P/E (x)	11.5				
Particulars	Galner	Loser	Unchanged		
Market Breadth	364	26	4		

Sector Statistics

Sector	Market Cap (BDTmn)	% of total Market Cap	Sector Return	Turnover (BDTmn)	% of total Turnover
Bank	797,190	21.88%	3.3%	3,351.1	26.28%
Pharma	591,597	16.24%	3.1%	1,815.2	14.24%
Telecom	567,423	15.58%	3.6%	425.4	3.34%
Fuel & Power	295,449	8.11%	3.4%	602.5	4.73%
Engineering	289,222	7.94%	2.7%	921.6	7.23%
Food & Allied	267,338	7.34%	3.8%	566.0	4.44%
Misc	224,427	6.16%	1.3%	516.9	4.05%
Textile	119,530	3.28%	4.1%	1,562.7	12.26%
NBFI	98,485	2.70%	6.7%	302.5	2.37%
Cement	97,859	2.69%	4.5%	261.2	2.05%
G. Insurance	94,274	2.59%	2.9%	784.9	6.16%
L. Insurance	53,345	1.46%	3.7%	336.9	2.64%
Travel & Leisure	33,843	0.93%	6.4%	127.9	1.00%
Mutual Fund	25,632	0.70%	5.4%	231.1	1.81%
IT	24,328	0.67%	3.6%	285.2	2.24%
Tannery	22,482	0.62%	2.7%	88.7	0.70%
Services & Real Estate	22,292	0.61%	2.8%	127.4	1.00%
Paper & Printing	22,046	0.61%	4.2%	199.8	1.57%

Top Turnover

Ticker	Close Price (BDT)	Daily Δ %	Turnover (BDTmn)	Volume (mn)	P/E (x)
CITYBANK	29.30	8.52%	808.66	28.18	4.63
DHAKABANK	14.80	9.63%	424.85	28.76	8.35
SQURPHARMA	227.90	3.12%	410.89	1.82	6.88
BRACBANK	82.10	4.45%	308.71	3.78	10.11
BSC	119.20	4.29%	264.64	2.26	6.67

Top Gainers

Ticker	Close Price (BDT)	Daily Δ %	Turnover (BDTmn)	Volume (mn)	P/E (x)
FIRSTFIN	4.40	10.00%	0.24	0.05	n/a
PHOENIXFIN	4.40	10.00%	7.05	1.61	n/a
ONEBANKPLC	8.80	10.00%	96.78	11.23	6.17
TUNGHAI	2.20	10.00%	0.28	0.13	n/a
ZAHEENSPIN	5.50	10.00%	3.59	0.65	n/a

Top Losers

Ticker	Close Price (BDT)	Daily Δ %	Turnover (BDTmn)	Volume (mn)	P/E (x)
ISLAMIBANK	49.50	-4.99%	219.82	4.42	59.88
ZEALBANGLA	138.50	-3.95%	2.41	0.02	n/a
JUTESPINN	211.20	-3.78%	0.58	0.00	n/a
APEXSPINN	221.30	-3.66%	71.36	0.32	65.47
ISLAMICFIN	10.60	-3.64%	12.24	1.17	n/a

PRIMEBANK

Appointment of Acting CEO

The company has informed that the Board of Directors of the company, in its 589th meeting held on 10 February 2026, has accepted the resignation of Mr. Hassan O. Rashid from his current position of the Chief Executive Officer of the Bank with effect from 31 March 2026 subject to approval of Bangladesh Bank. The Board has also appointed Mr. Faisal Rahman (currently serving as the Additional Managing Director of the Bank) as the Acting Chief Executive Officer of Prime Bank PLC. with effect from 1 April 2026.

AFTABAUTO

Category Change

The Company has been placed in 'Z' category from existing 'A' category with effect from today i.e., February 15, 2026 as per provision 1(e) of BSEC Directive No. BSEC/CMRRCD/2009-193/77, dated May 20, 2024 regarding non-disbursement of the approved dividend within the stipulated time frame.

NAVANACNG

Category Change

The Company has been placed in 'Z' category from existing 'A' category with effect from today i.e., February 15, 2026 as per provision 1(e) of BSEC Directive No. BSEC/CMRRCD/2009-193/77, dated May 20, 2024 regarding non-disbursement of the approved dividend within the stipulated time frame.

Block Trade

Ticker	Max Price (BDT)	Min Price (BDT)	No. of Trades	Volume	Value (BDTmn)
ABBANK	5.8	5.8	1	200000	1.16
ACMELAB	70	70	1	13200	0.924
ACMEPL	16.8	16.8	1	30000	0.504
AFTABAUTO	34.6	34.6	1	16300	0.564
AL-HAJTEX	135	133	2	11400	1.53
APEXFOODS	240	240	1	8420	2.021
ASIATICLAB	66.2	65.5	4	213000	14.091
BANGAS	110	110	1	5657	0.622
BATBC	292	292	1	8895	2.597
CAPMBDBLMF	10.5	10.3	6	450000	4.675
CITYBANK	28.1	28.1	1	50000	1.405
CLICL	61	61	1	35000	2.135
DOMINAGE	32	32	1	15625	0.5
GREENDELT	52	52	1	81053	4.215
IBNSINA	376	376	1	2800	1.053
IFIC	6	6	1	200000	1.2
INDEXAGRO	76	76	1	11400	0.866
ISLAMIBANK	47.5	47.5	1	20000	0.95
JANATAINS	29	29	1	20328	0.59
LOVELLO	66	65.5	5	155166	10.203
MEGHNAINS	30.5	30.5	1	145708	4.444
MEGHNALIFE	59.6	59.6	1	16000	0.954
MERCANBANK	8	8	1	86215	0.69
NATLIFEINS	105.1	95	2	50154	5.027
NCCBANK	11.7	11.7	1	382349	4.473
NLTUBES	58	58	1	18700	1.085
ORIONINFU	363.4	362	6	56070	20.303
PADMAOIL	168	168	2	16500	2.772
PRAGATIINS	79.5	79.5	1	8500	0.676
PRIMEBANK	32	32	1	37461	1.199
SAIFPOWER	5.8	5.8	1	100000	0.58
SAIHAMTEX	20.8	20.7	2	450600	9.336
SALVO	31.4	31.4	1	27559	0.865
SAPORTL	43.5	43.5	3	135000	5.872
SHAHJABANK	18	18	2.0	200000	3.6
SONALILIFE	64.5	64.5	2	61456	3.964
STANDBANKL	5	5	1	158885	0.794
UTTARABANK	23	23	1	40853	0.94
ZAHINTEX	5.8	5.8	1	125000	0.725

Disclaimer

For U.S. persons only: This research report is a product of UCB Stock Brokerage Ltd. ("UCB"), a company authorized to engage in securities activities in Bangladesh, under Marco Polo Securities 15a-6 chaperone service, which is the employer of the research analyst(s) who has prepared the research report. The research analyst(s) preparing the research report is/are resident outside the United States (U.S.) and are not associated persons of any U.S. regulated broker-dealer and therefore the analyst(s) is/are not subject to supervision by a U.S. broker-dealer, and is/are not required to satisfy the regulatory licensing requirements of FINRA or required to otherwise comply with U.S. rules or regulations regarding, among other things, communications with a subject company, public appearances and trading securities held by a research analyst account.

Research reports are intended for distribution by only to "Major Institutional Investors" as defined by Rule 15a-6 (b)(4) of the U.S. Securities and Exchange Act, 1934 (the Exchange Act) and interpretations thereof by U.S. Securities and Exchange Commission (SEC) in reliance on Rule 15a-6(a)(2). If the recipient of this report is not a Major Institutional Investor as specified above, then it should not act upon this report and return the same to the sender. Further, this report may not be copied, duplicated and/or transmitted onward to any U.S. person, which is not the Major Institutional Investor. In reliance on the exemption from registration provided by Rule 15a-6 of the Exchange Act and interpretations thereof by the SEC in order to conduct certain business with Major Institutional Investors, UCB has entered into a chaperoning agreement with a U.S. registered broker-dealer, Marco Polo Securities Inc. ("Marco Polo"). Transactions in securities discussed in this research report should be affected through Marco Polo or another U.S. registered broker dealer.

Past performance is not necessarily a guide to future performance and no representation or warranty, express or implied, is made by UCB Stock Brokerage Limited (UCB) with respect to future performance. Income from investments may fluctuate. The price or value of the investments to which this research report relates, either directly or indirectly, may fall or rise against the interest of investors. Any recommendation or opinion contained in this research report may become outdated as a consequence of changes in the environment in which the issuer of the securities under analysis operates, in addition to changes in the estimates and forecasts, assumptions and valuation methodology used herein.

No part of the content of this research report may be copied, forwarded or duplicated in any form or by any means without the prior consent of UCB and UCB accepts no liability whatsoever for the actions of third parties in this respect.

EQUITY RECOMMENDATION STRUCTURE (ABSOLUTE RATINGS)

We calculate our target price by weighting DCF, DDM, SOTP, asset-based and other relative valuation methods, and applying appropriate premiums/ discounts and/or other relevant adjustments.

Expected absolute returns are calculated as the % of difference between our target price and latest close price. Stock recommendations are based on absolute upside (downside) and have a 12-month horizon. Please note that future price fluctuations could lead to a temporary mismatch between upside/downside for a stock and our recommendation.

Recommendation Type	Holding period (if not otherwise mentioned)	Absolute Return Potential
Buy	12 Months	More than +15%
Neutral/ Hold	12 Months	Between -5% and +15%
Underweight	12 Months	Less than -5%

ANALYST CERTIFICATION

Respective analyst(s) identified in this report certifies, with respect to the companies or securities that the individual analyses, that (1) the views expressed in this report reflect his or her personal views about all of the subject companies and securities and (2) no part of his or her compensation was, is or will be directly or indirectly dependent on the specific recommendations or views expressed in this report. The research analyst(s) named on this report are not registered / qualified as research analysts with FINRA.

It has not been determined in advance whether and in what intervals this document will be updated. Unless otherwise stated current prices refer to the most recent trading day's closing price.

Contact Us

Research Team

Md. Hasib Reza, CFA	Head of Research	hasib.reza@ucbstock.com.bd	+880 1755 658 997
Anik Mahmood Ibne Anwar, CFA	Deputy Head of Research	anik.mahmood@ucbstock.com.bd	+880 1701 205 074
Fahmid Islam Sathin	Research Associate	fahmid.islam@ucbstock.com.bd	+880 1325 086 738
Nafis Zaki	Research Associate	nafis.zaki@ucbstock.com.bd	+880 1871 891 263
Numair M N Ahmmed	Research Associate	ahmmed.numair@ucbstock.com.bd	+880 1324 719 484

Investment Strategist

Syed Adnan Huda, CFA	First Vice President	adnan@ucbstock.com.bd	+880 1730 325 232
----------------------	----------------------	-----------------------	-------------------

Institutional & Foreign Trade

Tahmidur Rahman	First Assistant Vice President	rahman.tahmidur@ucbstock.com.bd	+880 1726 995 520
-----------------	--------------------------------	---------------------------------	-------------------

Office Premises

Head Office

Gulshan
Bulus Center
+880 2955 8481

Extensions of Head Office

Dilkusha +880 1701 205 090	Dilkusha (NIK Tower) +880 1701 205 000	Dhanmondi +880 1713 205 703	Nikunja +880 1701 205 013	Mohammadpur +880 1324 243 212
Bashundhara +880 1718 106 217	Mirpur-1 +880 1713 205 723	Mirpur-12 +880 1911 197 188	Banasree +880 1701 205 075	Uttara +880 1913 128 156

Branch Offices

Chattogram +880 1701 205 038	Sylhet +880 1713 205 760
--	------------------------------------

Digital Booths

Khulna +880 1717 411 466	Barishal +880 1713 205 762	Cumilla +880 1324 243 163	Jashore +880 1324 243 203	Gazipur +880 1324 243 165
Feni +880 1324 243 210	Khatungonj +880 1713 205 742	Chawkbazar +880 1817 206 965	Madhobdi +880 1324 243 156	
	Narayangonj +880 1324 243 207	Agrabad +880 1324 243 198		