

## DSEX WENT DOWN BY 11.1 POINTS

Market closed flat today with decrease in turnover.

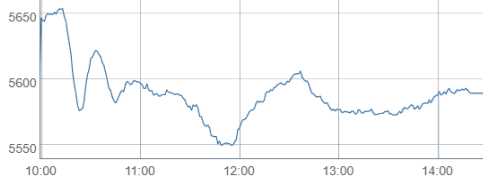
Broad index DSEX went down by 11.1 points.

Paper & Printing, G. Insurance and Mutual Fund are the top three sectors that closed positive today while Jute, Telecom and Travel & Leisure are the top three sectors that closed negative today.

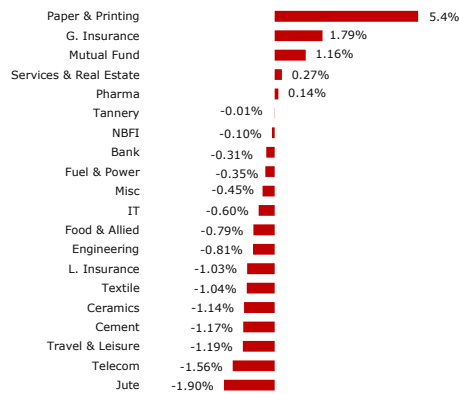
Turnover decreased by 1.4% to BDT 12,570mn (USD 102mn).

Bank sector dominated the turnover chart covering 20.1% of the total turnover.

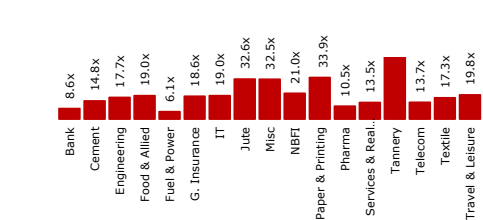
### Intraday Performance of DSEX



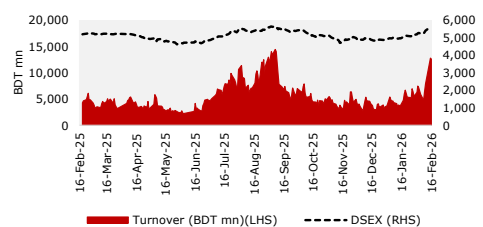
### Sector Return



### Sector P/E



### 52 Week Daily Turnover & DSEX



### Index

Particulars	Value	Δ Points	Daily Δ %	Dec'25 Value	YTD Δ %
DSEX	5,589.56	(11.1)	-0.20%	4,865.34	14.89%
DS30	2,135.76	(9.4)	-0.44%	1,853.54	15.23%
DSES	1,118.74	(8.6)	-0.77%	1,000.72	11.79%
S&P 500	6,836.17	3.4	0.05%	6,845.50	-0.14%
Nikkei 225	56,806.41	135.6	0.24%	50,339.48	12.85%
FTSE 100	10,475.09	28.7	0.28%	9,931.38	5.47%

### Market Statistics

Particulars	Today	Last Day	Daily Δ	Daily Δ %	60 Day MA
Turnover (BDT mn)	12,570	12,751	-181	-1.42%	5,005
Turnover (USD mn)	102	104	-1	-1.42%	41
Volume (mn)	481	464	17	3.58%	172
Market Cap (BDT bn)	7,191	7,213	-22	-0.30%	
Market Cap (USD bn)	59	59	0	-0.30%	
Market P/E (x)	11.8				
Particulars	<b>Galner</b>	<b>Loser</b>	<b>Unchanged</b>		
Market Breadth	153	218	26		

### Sector Statistics

Sector	Market Cap (BDTmn)	% of total Market Cap	Sector Return	Turnover (BDTmn)	% of total Turnover
Bank	794,680	21.92%	-0.3%	2,527.5	20.11%
Pharma	592,417	16.34%	0.1%	2,187.5	17.40%
Telecom	558,543	15.41%	-1.6%	528.0	4.20%
Fuel & Power	294,406	8.12%	-0.4%	706.8	5.62%
Engineering	286,876	7.91%	-0.8%	907.9	7.22%
Food & Allied	265,221	7.32%	-0.8%	530.4	4.22%
Misc	223,421	6.16%	-0.4%	381.4	3.03%
Textile	118,286	3.26%	-1.0%	1,140.6	9.07%
NBFI	98,382	2.71%	-0.1%	247.3	1.97%
Cement	96,713	2.67%	-1.2%	169.5	1.35%
G. Insurance	95,959	2.65%	1.8%	1,281.9	10.20%
L. Insurance	52,795	1.46%	-1.0%	387.8	3.08%
Travel & Leisure	33,441	0.92%	-1.2%	106.5	0.85%
Mutual Fund	25,929	0.72%	1.2%	259.3	2.06%
IT	24,183	0.67%	-0.6%	299.2	2.38%
Paper & Printing	23,228	0.64%	5.4%	505.7	4.02%
Tannery	22,480	0.62%	0.0%	82.3	0.65%
Services & Real Estate	22,352	0.62%	0.3%	130.6	1.04%

### Top Turnover

Ticker	Close Price (BDT)	Daily Δ %	Turnover (BDTmn)	Volume (mn)	P/E (x)
SQURPHARMA	231.90	1.76%	658.40	2.84	6.88
DHAKABANK	15.10	2.03%	411.69	27.36	8.35
CITYBANK	29.40	0.34%	383.72	13.13	4.63
ASIATICLAB	68.60	0.44%	289.07	4.19	13.24
BRACBANK	81.60	-0.61%	283.67	3.47	10.11

### Top Gainers

Ticker	Close Price (BDT)	Daily Δ %	Turnover (BDTmn)	Volume (mn)	P/E (x)
NEWLINE	5.50	10.00%	6.48	1.19	2.34
BIFC	3.30	10.00%	0.07	0.02	n/a
SALAMCRST	14.50	9.85%	6.14	0.42	35.36
PREMIERBAN	5.70	9.62%	68.33	12.37	n/a
SAIFPOWER	6.90	9.52%	2.30	0.33	9.00

### Top Losers

Ticker	Close Price (BDT)	Daily Δ %	Turnover (BDTmn)	Volume (mn)	P/E (x)
ICBIBANK	2.70	-10.00%	2.58	0.90	n/a
PRIMETEX	13.70	-6.80%	0.68	0.05	
RINGSHINE	3.20	-5.88%	2.62	0.80	n/a
UTTARAFIN	13.50	-4.93%	0.87	0.06	6.34
PADMALIFE	17.50	-4.89%	0.98	0.06	-

## GREENDELTA

### Dividend Declaration

The Board of Directors of the company has recommended 27% Cash Dividend for the year ended December 31, 2025. The Company has reported Consolidated EPS of Tk. 5.44, Consolidated NAV per share of Tk. 70.53 and Consolidated NOCFPS of Tk. 8.91 for the year ended December 31, 2025 as against Tk. 5.39, Tk. 70.40 and Tk. 1.19 respectively for the year ended December 31, 2024. Date of AGM: 31.03.2026. Record Date: 08.03.2026. Venue/Mode of AGM: Online Platform. Time: 11:00 AM.

## INTRACO

### Category Change

The Company has been placed in 'Z' category from existing 'B' category with effect from today i.e., February 16, 2026 as per provision 1(e) of BSEC Directive No. BSEC/CMRRCD/2009-193/77, dated May 20, 2024 regarding non-disbursement of the approved dividend within the stipulated time frame.

## SONALIANSH

### Category Change

The Company has been placed in 'Z' category from existing 'A' category with effect from today i.e., February 16, 2026 as per provision 1(e) of BSEC Directive No. BSEC/CMRRCD/2009-193/77, dated May 20, 2024 regarding non-disbursement of the approved dividend within the stipulated time frame.

## Block Trade

Ticker	Max Price (BDT)	Min Price (BDT)	No. of Trades	Volume	Value (BDTmn)
AL-HAJTEX	138.5	135	3	26700	3.676
ANWARGALV	90	90	1	10000	0.9
APEXSPINN	226.1	226.1	1	15000	3.392
ASIATICLAB	67.1	67.1	1	59000	3.959
BDWELDING	17.2	17.2	1	96500	1.66
CITYGENINS	80	80	1	100000	8
DELTALIFE	85.5	85.5	1	10000	0.855
DOMINAGE	34.6	31.8	5	181957	6.021
FINEFOODS	505	425	8	118039	51.375
GP	265.2	265	28	555018	147.088
ICBEPMF1S1	5.4	4.8	2	225000	1.14
IPDC	21.6	21.6	1	60000	1.296
KAY&QUE	480	465	2	6400	3.051
MARICO	2845	2845	1	5000	14.225
MEGHNAINS	29.8	28	7	447125	13.234
MLDYEING	9	9	1	1000000	9
MTB	13.1	13.1	1	200000	2.62
PADMAOIL	182.5	182.5	3	200000	36.5
PRAGATILIF	264	252	2	13000	3.372
PUBALIBANK	36.7	36.7	1	50000	1.835
SAIHAMTEX	24.2	24.2	1	100000	2.42
SAPORTL	49	49	1	12500	0.613
SEAPEARL	36.8	36.8	1	15115	0.556
SIPLC	62.9	62.9	1	12000	0.755
SPCL	52	52	1	10000	0.52
UTTARABANK	23	23	1	200000	4.6

---

## Disclaimer

**For U.S. persons only:** This research report is a product of UCB Stock Brokerage Ltd. ("UCB"), a company authorized to engage in securities activities in Bangladesh, under Marco Polo Securities 15a-6 chaperone service, which is the employer of the research analyst(s) who has prepared the research report. The research analyst(s) preparing the research report is/are resident outside the United States (U.S.) and are not associated persons of any U.S. regulated broker-dealer and therefore the analyst(s) is/are not subject to supervision by a U.S. broker-dealer, and is/are not required to satisfy the regulatory licensing requirements of FINRA or required to otherwise comply with U.S. rules or regulations regarding, among other things, communications with a subject company, public appearances and trading securities held by a research analyst account.

Research reports are intended for distribution by only to "Major Institutional Investors" as defined by Rule 15a-6 (b)(4) of the U.S. Securities and Exchange Act, 1934 (the Exchange Act) and interpretations thereof by U.S. Securities and Exchange Commission (SEC) in reliance on Rule 15a-6(a)(2). If the recipient of this report is not a Major Institutional Investor as specified above, then it should not act upon this report and return the same to the sender. Further, this report may not be copied, duplicated and/or transmitted onward to any U.S. person, which is not the Major Institutional Investor. In reliance on the exemption from registration provided by Rule 15a-6 of the Exchange Act and interpretations thereof by the SEC in order to conduct certain business with Major Institutional Investors, UCB has entered into a chaperoning agreement with a U.S. registered broker-dealer, Marco Polo Securities Inc. ("Marco Polo"). Transactions in securities discussed in this research report should be affected through Marco Polo or another U.S. registered broker dealer.

Past performance is not necessarily a guide to future performance and no representation or warranty, express or implied, is made by UCB Stock Brokerage Limited (UCB) with respect to future performance. Income from investments may fluctuate. The price or value of the investments to which this research report relates, either directly or indirectly, may fall or rise against the interest of investors. Any recommendation or opinion contained in this research report may become outdated as a consequence of changes in the environment in which the issuer of the securities under analysis operates, in addition to changes in the estimates and forecasts, assumptions and valuation methodology used herein.

No part of the content of this research report may be copied, forwarded or duplicated in any form or by any means without the prior consent of UCB and UCB accepts no liability whatsoever for the actions of third parties in this respect.

### **EQUITY RECOMMENDATION STRUCTURE (ABSOLUTE RATINGS)**

We calculate our target price by weighting DCF, DDM, SOTP, asset-based and other relative valuation methods, and applying appropriate premiums/ discounts and/or other relevant adjustments.

Expected absolute returns are calculated as the % of difference between our target price and latest close price. Stock recommendations are based on absolute upside (downside) and have a 12-month horizon. Please note that future price fluctuations could lead to a temporary mismatch between upside/downside for a stock and our recommendation.

Recommendation Type	Holding period (if not otherwise mentioned)	Absolute Return Potential
Buy	12 Months	More than +15%
Neutral/ Hold	12 Months	Between -5% and +15%
Underweight	12 Months	Less than -5%

### **ANALYST CERTIFICATION**

Respective analyst(s) identified in this report certifies, with respect to the companies or securities that the individual analyses, that (1) the views expressed in this report reflect his or her personal views about all of the subject companies and securities and (2) no part of his or her compensation was, is or will be directly or indirectly dependent on the specific recommendations or views expressed in this report. The research analyst(s) named on this report are not registered / qualified as research analysts with FINRA.

*It has not been determined in advance whether and in what intervals this document will be updated. Unless otherwise stated current prices refer to the most recent trading day's closing price.*

## Contact Us

### Research Team

Md. Hasib Reza, CFA	Head of Research	hasib.reza@ucbstock.com.bd	+880 1755 658 997
Anik Mahmood Ibne Anwar, CFA	Deputy Head of Research	anik.mahmood@ucbstock.com.bd	+880 1701 205 074
Fahmid Islam Sathin	Research Associate	fahmid.islam@ucbstock.com.bd	+880 1325 086 738
Nafis Zaki	Research Associate	nafis.zaki@ucbstock.com.bd	+880 1871 891 263
Numair M N Ahmmed	Research Associate	ahmmed.numair@ucbstock.com.bd	+880 1324 719 484

### Investment Strategist

Syed Adnan Huda, CFA	First Vice President	adnan@ucbstock.com.bd	+880 1730 325 232
----------------------	----------------------	-----------------------	-------------------

### Institutional & Foreign Trade

Tahmidur Rahman	First Assistant Vice President	rahman.tahmidur@ucbstock.com.bd	+880 1726 995 520
-----------------	--------------------------------	---------------------------------	-------------------

### Office Premises

#### Head Office

**Gulshan**  
Bulus Center  
+880 2955 8481

#### Extensions of Head Office

<b>Dilkusha</b> +880 1701 205 090	<b>Dilkusha (NIK Tower)</b> +880 1701 205 000	<b>Dhanmondi</b> +880 1713 205 703	<b>Nikunja</b> +880 1701 205 013	<b>Mohammadpur</b> +880 1324 243 212
<b>Bashundhara</b> +880 1718 106 217	<b>Mirpur-1</b> +880 1713 205 723	<b>Mirpur-12</b> +880 1911 197 188	<b>Banasree</b> +880 1701 205 075	<b>Uttara</b> +880 1913 128 156

#### Branch Offices

<b>Chattogram</b> +880 1701 205 038	<b>Sylhet</b> +880 1713 205 760
--	------------------------------------

#### Digital Booths

<b>Khulna</b> +880 1717 411 466	<b>Barishal</b> +880 1713 205 762	<b>Cumilla</b> +880 1324 243 163	<b>Jashore</b> +880 1324 243 203	<b>Gazipur</b> +880 1324 243 165
<b>Feni</b> +880 1324 243 210	<b>Khatungonj</b> +880 1713 205 742	<b>Chawkbazar</b> +880 1817 206 965	<b>Madhobdi</b> +880 1324 243 156	
	<b>Narayangonj</b> +880 1324 243 207	<b>Agrabad</b> +880 1324 243 198		