

DSEX WENT DOWN BY 138.6 POINTS

Market closed negative today with decrease in turnover.

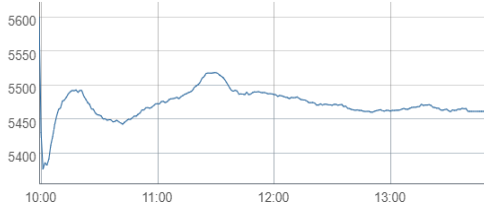
Broad index DSEX went down by 138.6 points.

No sector closed positive today while Travel & Leisure, Paper & Printing and NBFBI are the top three sectors that closed negative today.

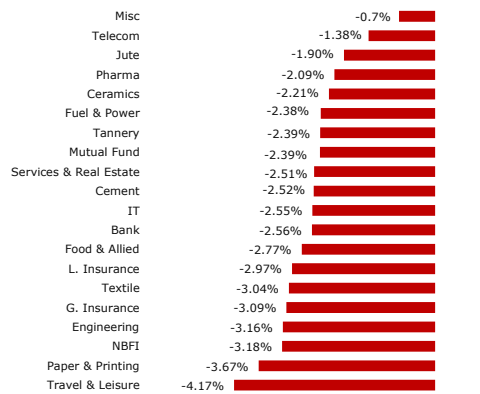
Turnover decreased by 18.1% to BDT 7,756mn (USD 63mn).

Bank sector dominated the turnover chart covering 24.2% of the total turnover.

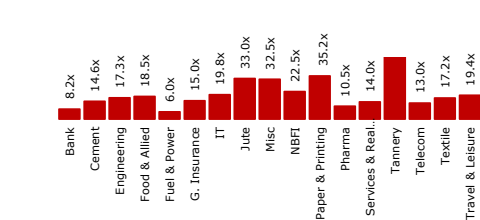
Intraday Performance of DSEX



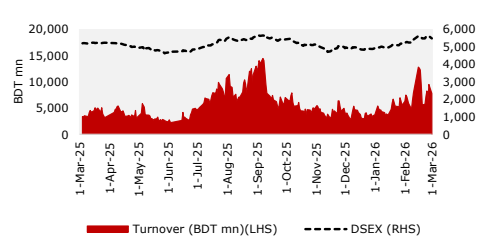
Sector Return



Sector P/E



52 Week Daily Turnover & DSEX



Index

Particulars	Value	Δ Points	Daily Δ %	Dec'25 Value	YTD Δ %
DSEX	5,461.71	(138.6)	-2.47%	4,865.34	12.26%
DS30	2,117.37	(52.1)	-2.40%	1,853.54	14.23%
DSES	1,089.66	(26.5)	-2.38%	1,000.72	8.89%
S&P 500	6,878.88	(30.0)	-0.43%	6,845.50	0.49%
Nikkei 225	58,850.27	96.9	0.16%	50,339.48	16.91%
FTSE 100	10,910.55	63.9	0.59%	9,931.38	9.86%

Market Statistics

Particulars	Today	Last Day	Daily Δ	Daily Δ %	60 Day MA
Turnover (BDT mn)	7,756	9,473	-1,717	-18.13%	5,472
Turnover (USD mn)	63	77	-14	-18.13%	45
Volume (mn)	324	312	12	3.79%	190
Market Cap (BDT bn)	7,103	7,184	-81	-1.13%	
Market Cap (USD bn)	58	58	-1	-1.13%	
Market P/E (x)	11.4				
Particulars	Galner	Loser	Unchanged		
Market Breadth	30	353	6		

Sector Statistics

Sector	Market Cap (BDTmn)	% of total Market Cap	Sector Return	Turnover (BDTmn)	% of total Turnover
Bank	786,291	22.29%	-2.6%	1,879.0	24.23%
Pharma	576,276	16.33%	-2.1%	1,021.7	13.17%
Telecom	545,896	15.47%	-1.4%	274.9	3.54%
Fuel & Power	281,657	7.98%	-2.4%	312.4	4.03%
Engineering	276,057	7.82%	-3.2%	636.9	8.21%
Food & Allied	252,686	7.16%	-2.8%	482.1	6.22%
Misc	221,518	6.28%	-0.7%	477.7	6.16%
Textile	115,092	3.26%	-3.2%	676.9	8.73%
NBFBI	95,737	2.71%	-3.2%	219.1	2.83%
Cement	93,754	2.66%	-2.5%	88.9	1.15%
G. Insurance	88,781	2.52%	-3.1%	330.0	4.25%
L. Insurance	50,823	1.44%	-3.0%	180.9	2.33%
Travel & Leisure	31,855	0.90%	-4.2%	65.1	0.84%
IT	24,715	0.70%	-2.6%	434.6	5.60%
Mutual Fund	24,136	0.68%	-2.4%	142.6	1.84%
Services & Real Estate	22,230	0.63%	-2.5%	149.8	1.93%
Tannery	21,949	0.62%	-2.4%	51.3	0.66%
Paper & Printing	21,852	0.62%	-3.7%	140.6	1.81%

Top Turnover

Ticker	Close Price (BDT)	Daily Δ %	Turnover (BDTmn)	Volume (mn)	P/E (x)
CITYBANK	31.90	-3.33%	396.72	12.44	5.21
ORIONINFU	376.40	-1.47%	306.81	0.82	166.09
KBPPWBIL	55.10	1.10%	273.01	5.05	75.69
ROBI	32.00	-2.74%	218.85	6.85	18.38
BANKASIA	22.90	4.57%	196.39	8.72	6.37

Top Gainers

Ticker	Close Price (BDT)	Daily Δ %	Turnover (BDTmn)	Volume (mn)	P/E (x)
NBL	5.50	10.00%	46.99	8.81	n/a
PRIMEFIN	4.40	10.00%	19.58	4.52	n/a
SPCERAMICS	18.80	9.94%	108.26	5.91	n/a
NORTHERN	128.40	9.93%	10.05	0.08	n/a
BIFC	6.00	9.09%	4.33	0.73	n/a

Top Losers

Ticker	Close Price (BDT)	Daily Δ %	Turnover (BDTmn)	Volume (mn)	P/E (x)
BWELDING	17.00	-7.61%	3.38	0.19	n/a
POPULAR1MF	2.70	-6.90%	3.15	1.16	n/a
BDTHAIFOOD	16.30	-6.86%	62.98	3.81	n/a
MAKSONSPIN	5.50	-6.78%	1.80	0.32	n/a
AFCAGRO	6.90	-6.76%	1.76	0.26	32.65

RELIANCINS

Appointment of Managing Director & CEO

The Board of Directors has recommended 30% cash dividend for the year ended on 31-Dec-2025. Date of AGM: 30-Apr-2026, Time: 11:00 AM, Venue: Virtually using Digital Platform. Record Date: 31-Mar-2026. The Company has also reported EPS of Tk. 8.42, NAV per share of Tk. 75.43 (without revaluation), NAV per share of Tk. 78.95 (with revaluation) and NOCFPS of Tk. 6.84 for the year ended on 31-Dec-2025 as against Tk. 9.12, Tk. 69.59 (without revaluation), Tk. 69.59 (with revaluation) and Tk. 1.66 respectively for the same period of the previous year.

MIDLANDBNK

Appointment of Managing Director & CEO

The company has informed that Mr. Imtiaz Uddin Ahmed has joined the company as the Managing Director & CEO on February 26, 2026.

Block Trade

Ticker	Max Price (BDT)	Min Price (BDT)	No. of Trades	Volume	Value (BDTmn)
AL-HAJTEX	135	135	1	7000	0.945
ALARABANK	16.5	16.5	1	2665000	43.972
APEXSPINN	220	220	4	199114	43.805
BANKASTA	23.3	21.5	2	462000	10.705
BSC	116	116	1	5000	0.58
CITYGENINS	84.8	80.4	2	50656	4.104
CRYSTALINS	82.3	82.3	1	101465	8.351
FINEFOODS	432	432	1	1540	0.665
HAKKANIPUL	77	77	1	19500	1.502
ICBEPMF1S1	5	5	1	122000	0.61
ICBSONALI1	4.9	4.9	1	130500	0.639
JAMUNABANK	28.7	28.7	1	70000	2.009
LOVELLO	65	65	1	25005	1.625
MLDYEING	8.7	8.7	1	700000	6.09
MTB	13.7	13.7	1	700000	9.59
NFML	15.9	15.9	1	40000	0.636
ORIONINFU	365.1	360	15	129756	46.947
PRAGATILIF	250	250	1	10000	2.5
SAIHAMTEX	24.5	24.5	1	321000	7.864
SAPORTL	44.6	43	2	111400	4.808
SHAHJABANK	19.8	19.8	1	2220000	43.956
SIMTEX	25	25	1	50000	1.25
UTTARABANK	23.6	23.6	1	150000	3.54

Disclaimer

For U.S. persons only: This research report is a product of UCB Stock Brokerage Ltd. ("UCB"), a company authorized to engage in securities activities in Bangladesh, under Marco Polo Securities 15a-6 chaperone service, which is the employer of the research analyst(s) who has prepared the research report. The research analyst(s) preparing the research report is/are resident outside the United States (U.S.) and are not associated persons of any U.S. regulated broker-dealer and therefore the analyst(s) is/are not subject to supervision by a U.S. broker-dealer, and is/are not required to satisfy the regulatory licensing requirements of FINRA or required to otherwise comply with U.S. rules or regulations regarding, among other things, communications with a subject company, public appearances and trading securities held by a research analyst account.

Research reports are intended for distribution by only to "Major Institutional Investors" as defined by Rule 15a-6 (b)(4) of the U.S. Securities and Exchange Act, 1934 (the Exchange Act) and interpretations thereof by U.S. Securities and Exchange Commission (SEC) in reliance on Rule 15a-6(a)(2). If the recipient of this report is not a Major Institutional Investor as specified above, then it should not act upon this report and return the same to the sender. Further, this report may not be copied, duplicated and/or transmitted onward to any U.S. person, which is not the Major Institutional Investor. In reliance on the exemption from registration provided by Rule 15a-6 of the Exchange Act and interpretations thereof by the SEC in order to conduct certain business with Major Institutional Investors, UCB has entered into a chaperoning agreement with a U.S. registered broker-dealer, Marco Polo Securities Inc. ("Marco Polo"). Transactions in securities discussed in this research report should be affected through Marco Polo or another U.S. registered broker dealer.

Past performance is not necessarily a guide to future performance and no representation or warranty, express or implied, is made by UCB Stock Brokerage Limited (UCB) with respect to future performance. Income from investments may fluctuate. The price or value of the investments to which this research report relates, either directly or indirectly, may fall or rise against the interest of investors. Any recommendation or opinion contained in this research report may become outdated as a consequence of changes in the environment in which the issuer of the securities under analysis operates, in addition to changes in the estimates and forecasts, assumptions and valuation methodology used herein.

No part of the content of this research report may be copied, forwarded or duplicated in any form or by any means without the prior consent of UCB and UCB accepts no liability whatsoever for the actions of third parties in this respect.

EQUITY RECOMMENDATION STRUCTURE (ABSOLUTE RATINGS)

We calculate our target price by weighting DCF, DDM, SOTP, asset-based and other relative valuation methods, and applying appropriate premiums/ discounts and/or other relevant adjustments.

Expected absolute returns are calculated as the % of difference between our target price and latest close price. Stock recommendations are based on absolute upside (downside) and have a 12-month horizon. Please note that future price fluctuations could lead to a temporary mismatch between upside/downside for a stock and our recommendation.

Recommendation Type	Holding period (if not otherwise mentioned)	Absolute Return Potential
Buy	12 Months	More than +15%
Neutral/ Hold	12 Months	Between -5% and +15%
Underweight	12 Months	Less than -5%

ANALYST CERTIFICATION

Respective analyst(s) identified in this report certifies, with respect to the companies or securities that the individual analyses, that (1) the views expressed in this report reflect his or her personal views about all of the subject companies and securities and (2) no part of his or her compensation was, is or will be directly or indirectly dependent on the specific recommendations or views expressed in this report. The research analyst(s) named on this report are not registered / qualified as research analysts with FINRA.

It has not been determined in advance whether and in what intervals this document will be updated. Unless otherwise stated current prices refer to the most recent trading day's closing price.

Contact Us

Research Team

Md. Hasib Reza, CFA	Head of Research	hasib.reza@ucbstock.com.bd	+880 1755 658 997
Anik Mahmood Ibne Anwar, CFA	Deputy Head of Research	anik.mahmood@ucbstock.com.bd	+880 1701 205 074
Fahmid Islam Sathin	Research Associate	fahmid.islam@ucbstock.com.bd	+880 1325 086 738
Nafis Zaki	Research Associate	nafis.zaki@ucbstock.com.bd	+880 1871 891 263
Numair M N Ahmmed	Research Associate	ahmmed.numair@ucbstock.com.bd	+880 1324 719 484

Investment Strategist

Syed Adnan Huda, CFA	First Vice President	adnan@ucbstock.com.bd	+880 1730 325 232
----------------------	----------------------	-----------------------	-------------------

Institutional & Foreign Trade

Tahmidur Rahman	First Assistant Vice President	rahman.tahmidur@ucbstock.com.bd	+880 1726 995 520
-----------------	--------------------------------	---------------------------------	-------------------

Office Premises

Head Office

Gulshan
Bulus Center
+880 2955 8481

Extensions of Head Office

Dilkusha +880 1701 205 090	Dilkusha (NIK Tower) +880 1701 205 000	Dhanmondi +880 1713 205 703	Nikunja +880 1701 205 013	Mohammadpur +880 1324 243 212
Bashundhara +880 1718 106 217	Mirpur-1 +880 1713 205 723	Mirpur-12 +880 1911 197 188	Banasree +880 1701 205 075	Uttara +880 1913 128 156

Branch Offices

Chattogram +880 1701 205 038	Sylhet +880 1713 205 760
--	------------------------------------

Digital Booths

Khulna +880 1717 411 466	Barishal +880 1713 205 762	Cumilla +880 1324 243 163	Jashore +880 1324 243 203	Gazipur +880 1324 243 165
Feni +880 1324 243 210	Khatungonj +880 1713 205 742	Chawkbazar +880 1817 206 965	Madhobdi +880 1324 243 156	
	Narayangonj +880 1324 243 207	Agrabad +880 1324 243 198		