

## DSEX WENT DOWN BY 2.0 POINTS

Market closed flat today with decrease in turnover.

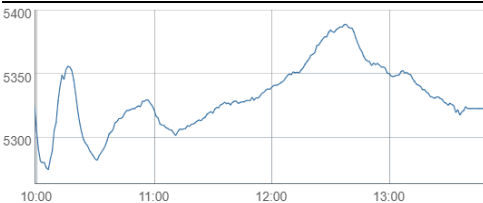
Broad index DSEX went down by 2.0 points.

Services & Real Estate, Travel & Leisure and Textile are the top three sectors that closed positive today while Telecom, Food & Allied and Cement are the top three sectors that closed negative today.

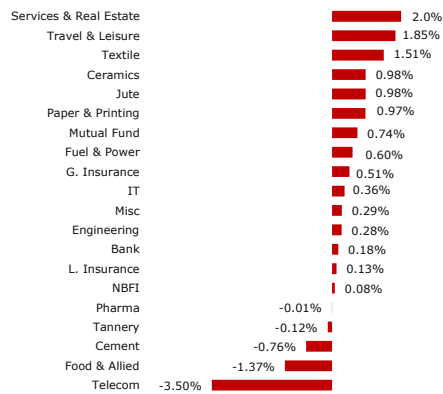
Turnover decreased by 34.2% to BDT 5,824mn (USD 47mn).

Bank sector dominated the turnover chart covering 21.4% of the total turnover.

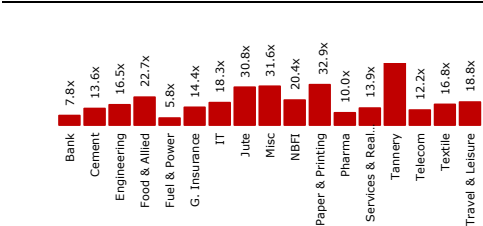
### Intraday Performance of DSEX



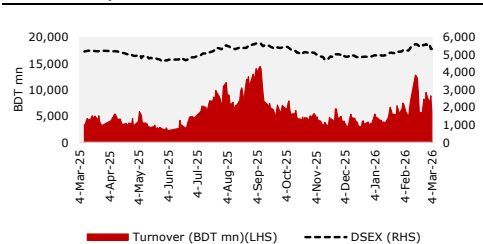
### Sector Return



### Sector P/E



### 52 Week Daily Turnover & DSEX



### Index

Particulars	Value	Δ Points	Daily Δ %	Dec'25 Value	YTD Δ %
DSEX	5,323.03	(2.0)	-0.04%	4,865.34	9.41%
DS30	2,045.38	(4.7)	-0.23%	1,853.54	10.35%
DSES	1,062.50	(0.9)	-0.08%	1,000.72	6.17%
S&P 500	6,816.63	(65.0)	-0.94%	6,845.50	-0.42%
Nikkei 225	54,245.54	(2,033.5)	-3.61%	50,339.48	7.76%
FTSE 100	10,490.37	6.0	0.06%	9,931.38	5.63%

### Market Statistics

Particulars	Today	Last Day	Daily Δ	Daily Δ %	60 Day MA
Turnover (BDT mn)	5,824	8,851	-3,027	-34.20%	5,632
Turnover (USD mn)	47	72	-25	-34.20%	46
Volume (mn)	256	399	-144	-35.94%	199
Market Cap (BDT bn)	7,010	7,015	-4	-0.06%	
Market Cap (USD bn)	57	57	0	-0.06%	
Market P/E (x)	10.9				
<b>Particulars</b>	<b>Galner</b>	<b>Loser</b>	<b>Unchanged</b>		
Market Breadth	227	112	54		

### Sector Statistics

Sector	Market Cap (BDTmn)	% of total Market Cap	Sector Return	Turnover (BDTmn)	% of total Turnover
Bank	766,305	22.35%	0.2%	1,248.1	21.43%
Pharma	562,543	16.41%	0.0%	1,171.9	20.12%
Telecom	518,441	15.12%	-3.5%	254.4	4.37%
Fuel & Power	277,313	8.09%	0.6%	166.1	2.85%
Engineering	271,497	7.92%	0.3%	383.9	6.59%
Food & Allied	234,067	6.83%	-1.4%	266.1	4.57%
Misc	219,261	6.40%	0.3%	280.0	4.81%
Textile	115,672	3.37%	1.5%	515.2	8.85%
NBFI	96,828	2.82%	0.1%	276.3	4.74%
Cement	89,725	2.62%	-0.8%	86.1	1.48%
G. Insurance	86,870	2.53%	0.5%	216.0	3.71%
L. Insurance	48,422	1.41%	0.1%	126.4	2.17%
Travel & Leisure	32,215	0.94%	1.8%	149.6	2.57%
Mutual Fund	24,252	0.71%	0.7%	58.2	1.00%
IT	23,549	0.69%	0.4%	213.0	3.66%
Services & Real Estate	22,715	0.66%	2.0%	164.2	2.82%
Tannery	21,528	0.63%	-0.1%	22.3	0.38%
Paper & Printing	21,181	0.62%	1.0%	90.2	1.55%

### Top Turnover

Ticker	Close Price (BDT)	Daily Δ %	Turnover (BDTmn)	Volume (mn)	P/E (x)
ORIONINFU	383.90	3.95%	535.35	1.44	166.91
CITYBANK	31.20	-0.95%	323.64	10.29	4.93
SAPORTL	48.10	1.05%	140.50	2.93	25.05
KBPPWBIL	52.10	0.77%	137.69	2.64	72.36
BRACBANK	79.70	0.89%	128.33	1.62	9.82

### Top Gainers

Ticker	Close Price (BDT)	Daily Δ %	Turnover (BDTmn)	Volume (mn)	P/E (x)
FAREASTFIN	2.20	10.00%	1.68	0.76	n/a
FASFIN	2.20	10.00%	2.31	1.05	n/a
PLFSL	2.20	10.00%	0.99	0.45	n/a
PDL	5.50	10.00%	9.91	1.82	206.25
SAIFPOWER	6.80	9.68%	11.54	1.73	9.71

### Top Losers

Ticker	Close Price (BDT)	Daily Δ %	Turnover (BDTmn)	Volume (mn)	P/E (x)
GSPFINANCE	5.60	-9.68%	13.41	2.21	n/a
UNIONCAP	6.20	-8.82%	19.49	3.05	n/a
SONARGAON	38.80	-8.06%	53.00	1.30	n/a
GP	244.80	-5.66%	127.66	0.51	10.95
BIFC	6.80	-5.56%	10.14	1.35	n/a

## DSHGARME

### Category Change

The Company has been placed in 'B' category from existing 'Z' category with effect from today i.e., March 04, 2026 as the Company has reported disbursement of 3% Cash Dividend for the year ended June 30, 2025.

## Block Trade

Ticker	Max Price (BDT)	Min Price (BDT)	No. of Trades	Volume	Value (BDTmn)
ACMELAB	81	81	1	12400	1.004
ACMEPL	18	18	1	33000	0.594
ASIATICLAB	65	60	3	211404	13.437
BDFINANCE	15.2	15.2	1	33000	0.502
BRACBANK	84	84	1	11500	0.966
CAPMBDBLMF	10	10	1	50000	0.5
CENTRALINS	41.5	41.5	4	426200	17.687
CVOPRL	167.8	164	2	8173	1.359
DOMINAGE	33.1	33.1	1	18000	0.596
DULAMIACOT	141	141	1	8500	1.198
EGEN	22.4	22.4	1	100000	2.24
FINEFOODS	438	438	2	2290	1.003
GP	282	275	4	107614	29.647
GQBALLPEN	510	510	1	981	0.5
IFIC	6.4	6.4	1	83600	0.535
IPDC	20.2	20.2	1	25000	0.505
LOVELLO	66	65	4	75042	4.928
MARICO	2805	2805	1	5000	14.025
MEGHNAINS	29.7	29.7	1	40000	1.188
MERCANBANK	8	8	1	200000	1.6
MTB	11.6	11.6	1	95000	1.102
NBL	6.6	6.6	2	3190000	21.054
NLTUBES	64.8	64.8	1	10000	0.648
ORIONINFU	370	355	18	391489	139.883
PADMAOIL	196	196	1	6081	1.192
PRAGATIINS	75.6	75.6	1	7500	0.567
ROBI	32.9	32.9	1	50000	1.645
RUPALIINS	24	24	1	21000	0.504
SAIHAMCOT	20.8	20.8	3	109286	2.273
SAIHAMTEX	21.5	21.5	1	27000	0.581
SALVO	33	33	1	30895	1.02
SIMTEX	24.2	24.2	2	42000	1.016
SIPLC	58.3	58.3	1	16351	0.953
SONARGAON	42.2	40.5	7	357000	14.681
SUNLIFEINS	55.1	55	1.0	20000	1.1
TAMIJTEX	124.8	124.8	2	12000	1.498

---

## Disclaimer

**For U.S. persons only:** This research report is a product of UCB Stock Brokerage Ltd. ("UCB"), a company authorized to engage in securities activities in Bangladesh, under Marco Polo Securities 15a-6 chaperone service, which is the employer of the research analyst(s) who has prepared the research report. The research analyst(s) preparing the research report is/are resident outside the United States (U.S.) and are not associated persons of any U.S. regulated broker-dealer and therefore the analyst(s) is/are not subject to supervision by a U.S. broker-dealer, and is/are not required to satisfy the regulatory licensing requirements of FINRA or required to otherwise comply with U.S. rules or regulations regarding, among other things, communications with a subject company, public appearances and trading securities held by a research analyst account.

Research reports are intended for distribution by only to "Major Institutional Investors" as defined by Rule 15a-6 (b)(4) of the U.S. Securities and Exchange Act, 1934 (the Exchange Act) and interpretations thereof by U.S. Securities and Exchange Commission (SEC) in reliance on Rule 15a-6(a)(2). If the recipient of this report is not a Major Institutional Investor as specified above, then it should not act upon this report and return the same to the sender. Further, this report may not be copied, duplicated and/or transmitted onward to any U.S. person, which is not the Major Institutional Investor. In reliance on the exemption from registration provided by Rule 15a-6 of the Exchange Act and interpretations thereof by the SEC in order to conduct certain business with Major Institutional Investors, UCB has entered into a chaperoning agreement with a U.S. registered broker-dealer, Marco Polo Securities Inc. ("Marco Polo"). Transactions in securities discussed in this research report should be affected through Marco Polo or another U.S. registered broker dealer.

Past performance is not necessarily a guide to future performance and no representation or warranty, express or implied, is made by UCB Stock Brokerage Limited (UCB) with respect to future performance. Income from investments may fluctuate. The price or value of the investments to which this research report relates, either directly or indirectly, may fall or rise against the interest of investors. Any recommendation or opinion contained in this research report may become outdated as a consequence of changes in the environment in which the issuer of the securities under analysis operates, in addition to changes in the estimates and forecasts, assumptions and valuation methodology used herein.

No part of the content of this research report may be copied, forwarded or duplicated in any form or by any means without the prior consent of UCB and UCB accepts no liability whatsoever for the actions of third parties in this respect.

### **EQUITY RECOMMENDATION STRUCTURE (ABSOLUTE RATINGS)**

We calculate our target price by weighting DCF, DDM, SOTP, asset-based and other relative valuation methods, and applying appropriate premiums/ discounts and/or other relevant adjustments.

Expected absolute returns are calculated as the % of difference between our target price and latest close price. Stock recommendations are based on absolute upside (downside) and have a 12-month horizon. Please note that future price fluctuations could lead to a temporary mismatch between upside/downside for a stock and our recommendation.

Recommendation Type	Holding period (if not otherwise mentioned)	Absolute Return Potential
Buy	12 Months	More than +15%
Neutral/ Hold	12 Months	Between -5% and +15%
Underweight	12 Months	Less than -5%

### **ANALYST CERTIFICATION**

Respective analyst(s) identified in this report certifies, with respect to the companies or securities that the individual analyses, that (1) the views expressed in this report reflect his or her personal views about all of the subject companies and securities and (2) no part of his or her compensation was, is or will be directly or indirectly dependent on the specific recommendations or views expressed in this report. The research analyst(s) named on this report are not registered / qualified as research analysts with FINRA.

*It has not been determined in advance whether and in what intervals this document will be updated. Unless otherwise stated current prices refer to the most recent trading day's closing price.*

## Contact Us

### Research Team

Md. Hasib Reza, CFA	Head of Research	hasib.reza@ucbstock.com.bd	+880 1755 658 997
Anik Mahmood Ibne Anwar, CFA	Deputy Head of Research	anik.mahmood@ucbstock.com.bd	+880 1701 205 074
Fahmid Islam Sathin	Research Associate	fahmid.islam@ucbstock.com.bd	+880 1325 086 738
Nafis Zaki	Research Associate	nafis.zaki@ucbstock.com.bd	+880 1871 891 263
Numair M N Ahmmed	Research Associate	ahmmed.numair@ucbstock.com.bd	+880 1324 719 484

### Investment Strategist

Syed Adnan Huda, CFA	First Vice President	adnan@ucbstock.com.bd	+880 1730 325 232
----------------------	----------------------	-----------------------	-------------------

### Institutional & Foreign Trade

Tahmidur Rahman	First Assistant Vice President	rahman.tahmidur@ucbstock.com.bd	+880 1726 995 520
-----------------	--------------------------------	---------------------------------	-------------------

### Office Premises

#### Head Office

**Gulshan**  
Bulus Center  
+880 2955 8481

#### Extensions of Head Office

<b>Dilkusha</b> +880 1701 205 090	<b>Dilkusha (NIK Tower)</b> +880 1701 205 000	<b>Dhanmondi</b> +880 1713 205 703	<b>Nikunja</b> +880 1701 205 013	<b>Mohammadpur</b> +880 1324 243 212
<b>Bashundhara</b> +880 1718 106 217	<b>Mirpur-1</b> +880 1713 205 723	<b>Mirpur-12</b> +880 1911 197 188	<b>Banasree</b> +880 1701 205 075	<b>Uttara</b> +880 1913 128 156

#### Branch Offices

<b>Chattogram</b> +880 1701 205 038	<b>Sylhet</b> +880 1713 205 760
----------------------------------------	------------------------------------

#### Digital Booths

<b>Khulna</b> +880 1717 411 466	<b>Barishal</b> +880 1713 205 762	<b>Cumilla</b> +880 1324 243 163	<b>Jashore</b> +880 1324 243 203	<b>Gazipur</b> +880 1324 243 165
<b>Feni</b> +880 1324 243 210	<b>Khatungonj</b> +880 1713 205 742	<b>Chawkbazar</b> +880 1817 206 965	<b>Madhobdi</b> +880 1324 243 156	
	<b>Narayangonj</b> +880 1324 243 207	<b>Agrabad</b> +880 1324 243 198		