

DSEX WENT DOWN BY 49.3 POINTS

Market closed negative today with decrease in turnover.

Broad index DSEX went down by 49.3 points.

Only NBFI and Tannery sectors closed positive today while L. Insurance, G. Insurance and Bank are the top three sectors that closed negative today.

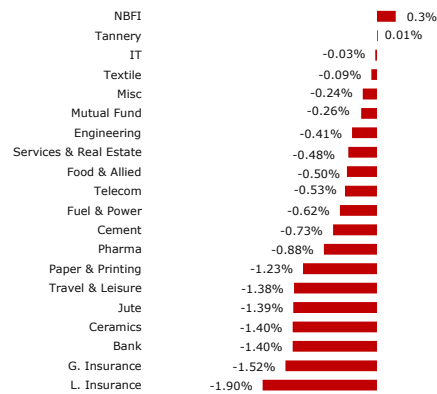
Turnover decreased by 11.5% to BDT 5,235mn (USD 43mn).

Bank sector dominated the turnover chart covering 17.0% of the total turnover.

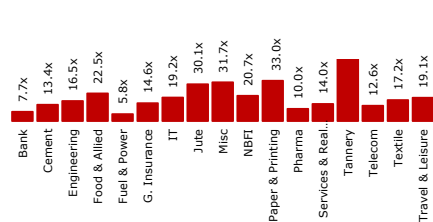
Intraday Performance of DSEX



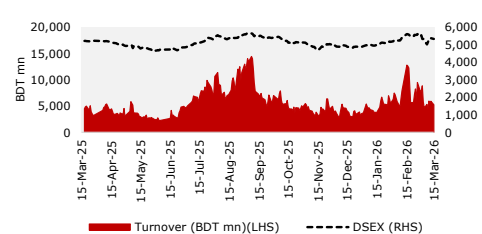
Sector Return



Sector P/E



52 Week Daily Turnover & DSEX



Index

Particulars	Value	Δ Points	Daily Δ %	Dec'25 Value	YTD Δ %
DSEX	5,319.14	(49.3)	-0.92%	4,865.34	9.33%
DS30	2,043.14	(23.1)	-1.12%	1,853.54	10.23%
DSES	1,071.18	(8.2)	-0.76%	1,000.72	7.04%
S&P 500	6,632.19	(40.4)	-0.61%	6,845.50	-3.12%
Nikkei 225	53,819.61	633.4	1.19%	50,339.48	6.91%
FTSE 100	10,261.15	(44.0)	-0.43%	9,931.38	3.32%

Market Statistics

Particulars	Today	Last Day	Daily Δ	Daily Δ %	60 Day MA
Turnover (BDT mn)	5,235	5,916	-680	-11.50%	5,763
Turnover (USD mn)	43	48	-6	-11.50%	47
Volume (mn)	217	233	-16	-6.73%	208
Market Cap (BDT bn)	7,039	7,069	-30	-0.42%	
Market Cap (USD bn)	57	58	0	-0.42%	
Market P/E (x)	11.0				
Particulars	Gainer	Loser	Unchanged		
Market Breadth	99	246	45		

Sector Statistics

Sector	Market Cap (BDTmn)	% of total Market Cap	Sector Return	Turnover (BDTmn)	% of total Turnover
Bank	754,246	21.94%	-1.4%	887.9	16.96%
Pharma	561,121	16.33%	-0.9%	817.2	15.61%
Telecom	533,873	15.53%	-0.5%	228.8	4.37%
Fuel & Power	277,175	8.06%	-0.6%	214.8	4.10%
Engineering	270,063	7.86%	-0.4%	411.1	7.85%
Food & Allied	230,874	6.72%	-0.5%	389.9	7.45%
Misc	219,598	6.39%	-0.2%	244.3	4.67%
Textile	118,103	3.44%	-0.1%	545.4	10.42%
NBFI	98,254	2.86%	0.3%	169.1	3.23%
Cement	93,610	2.72%	-0.7%	51.4	0.98%
G. Insurance	87,346	2.54%	-1.5%	203.4	3.89%
L. Insurance	48,900	1.42%	-1.9%	236.7	4.52%
Travel & Leisure	32,822	0.95%	-1.4%	110.9	2.12%
IT	24,700	0.72%	0.0%	266.2	5.08%
Mutual Fund	24,345	0.71%	-0.3%	57.3	1.10%
Services & Real Estate	22,941	0.67%	-0.5%	224.1	4.28%
Tannery	21,775	0.63%	0.0%	20.1	0.38%
Paper & Printing	21,265	0.62%	-1.2%	71.0	1.36%

Top Turnover

Ticker	Close Price (BDT)	Daily Δ %	Turnover (BDTmn)	Volume (mn)	P/E (x)
ORIONINFU	357.70	-1.73%	280.84	0.79	155.52
CITYBANK	31.60	-0.94%	216.20	6.82	4.99
SAPORTL	48.80	-1.41%	207.15	4.21	25.42
ROBI	31.70	-0.31%	191.49	6.04	17.71
ASIATICLAB	70.10	0.14%	167.12	2.43	13.59

Top Gainers

Ticker	Close Price (BDT)	Daily Δ %	Turnover (BDTmn)	Volume (mn)	P/E (x)
AAMRATECH	14.60	9.77%	11.67	0.80	n/a
PDL	5.90	9.26%	6.35	1.09	221.25
PRIMEFIN	5.90	9.26%	26.26	4.53	n/a
ILFSL	3.60	9.09%	0.80	0.22	n/a
SAIFPOWER	7.30	8.96%	12.82	1.79	10.43

Top Losers

Ticker	Close Price (BDT)	Daily Δ %	Turnover (BDTmn)	Volume (mn)	P/E (x)
ICBIBANK	3.30	-5.71%	4.66	1.39	n/a
SUNLIFEINS	53.10	-4.67%	117.80	2.13	-
SEAPEARL	38.10	-4.51%	97.65	2.52	n/a
MEGHANPET	28.20	-4.41%	5.62	0.19	n/a
SAIHAMTEX	19.60	-4.39%	22.46	1.13	35.00

OLYMPIC

Decision to purchase & Import machinery and Rooftop Solar Power Plant

The company has informed that the Board of Directors of the company in its meeting held on March 14, 2026 has taken the following decisions: 1. To purchase and import 10 (ten) sets of Brand New Capital Machinery for single carton making production Plant with standard accessories having total production capacity of 394.20 million Square Meter (SQMT) Corrugated Board per annum for 3 ply & 5 ply carton (2500mm * 100 Meter) from M/S. HEBEI SHENGLI PAPER CHEST EQUIPMENT MANUFACTURING CO. LTD., 600 Meter Road East and 272 Kilometer, 105 Country Road, South Town, Dongguang County, Hebei Province, China for total US\$ 15,20,000/- including freight charge equivalent to around Tk. 18,67,32,000/- (Taka Eighteen Crore Sixty Seven Lac and Thirty Two Thousand) and installation and commissioning of the same at their Kutubpur Factory, Kanchpur, Sonargaon, Narayangonj. 2. To purchase and import of 3 (three) sets of Brand New Photovoltaic DC General (Rooftop Solar Power Plant) for company's 3 (three) factories from M/S. SOLARIC PTE. LTD., 1 Raffles Place, #20-02 One Raffles Place, Singapore 048616 as follows: a) One set Brand New Photovoltaic DC General (Rooftop Solar Power Plant) alongwith other necessary equipment having capacity 329.615 Kwp with total project cost of Tk. 13,186,588/- (LC price US\$ 65,849 including freight charge equivalent to around of Tk. 8,033,684/- plus Local Engineering, Procurement and Construction Cost of Tk. 5,152,904/-) and installation and commissioning of the same at their Madanpur factory, Keodhala, Bandar, Narayangonj. b) One set Brand New Photovoltaic DC General (Rooftop Solar Power Plant) along with other necessary equipment having capacity 318.89 Kwp with total project cost of Tk. 12,217,586/- (LC price US\$ 63,663 including freight charge equivalent to around of Tk. 7,766,913/- plus Local Engineering, Procurement and Construction Cost of Tk. 4,450,673/-) and installation and commissioning of the same at their Kutubpur factory, Kanchpur, Sonargaon, Narayangonj. c) One set Brand New Photovoltaic DC General (Rooftop Solar Power Plant) along with other necessary equipment having capacity 393.25 Kwp with total project cost of Tk. 16,095,826/- (LC price US\$ 79,573 including freight charge equivalent to around of Tk. 9,707,894/- plus Local Engineering, Procurement and Construction Cost of Tk. 6,387,932/-) and installation and commissioning of the same at their Lolati factory, Kanchpur, Sonargaon, Narayangonj.

ISLAMIBANK

Postponement of decision on onboarding a investor in mCash Ltd.

Referring to their earlier news disseminated by DSE on 09.03.2026 regarding board approval for onboarding a Strategic Investor in mCash Ltd., the company has further informed that the Board of Directors of Islami Bank Bangladesh PLC (IBBPLC) in its 396th meeting held on March 12, 2026 at 02:00 P.M. has reviewed the progress of the proposed strategic investment relating to onboarding of B100 Holdings LLC, USA as Strategic Equity Investor in mCash Ltd., a subsidiary company of Islami Bank Bangladesh PLC formed for operating Mobile Financial Services (MFS). After due deliberation, the Board has decided to postpone the earlier decision regarding the proposed onboarding of B100 Holdings LLC as strategic equity investor in mCash Ltd. for completion of necessary due diligence and regulatory clearance.

LOVELLO

Sale Intimation

Taufika Engineering Limited, a placement shareholder of the company has declared its intention to sell 13,46,646 shares of Taufika Foods and Lovello Ice-cream PLC. In this regard, it is mentionable that Mrs. Shamima Nargis Haque and Mr. Md. Ekramul Haque are the directors (Chairman and Managing Director respectively) of Taufika Foods and Lovello Ice-cream PLC. and they are also the Directors (Managing Director and Chairman respectively) of Taufika Engineering Limited.

Block Trade

Ticker	Max Price (BDT)	Min Price (BDT)	No. of Trades	Volume	Value (BDTmn)
AL-HAJTEX	125.2	125.2	1	4200	0.526
ASIATICLAB	68	66.7	6	1260000	84.966
BEXIMCO	99.1	99.1	1	5059	0.501
CAPMBDBLMF	10.5	10.4	4	200000	2.085
CENTRALINS	41	41	3	215865	8.85
CITYGENINS	94.2	89	10	93016	8.628
CLICL	58	57	5	128395	7.349
FINEFOODS	438	430	3	62100	27.103
GQBALLPEN	545	500	8	22335	11.265
HAMI	153	153	1	14000	2.142
KBPPWBIL	50.1	50.1	1	200002	10.02
LOVELLO	71	71	1	12676	0.9
MERCINS	21.5	21.5	2	865000	18.598
ORIONINFU	355.8	340	3	124206	43.018
POPULARLIF	44.3	44.3	1	15500	0.687
PRAGATILIF	235	235	1	5000	1.175
PROVATIINS	33.5	33.5	1	45605	1.528
PTL	55	55	1	9800	0.539
ROBI	33.5	33.5	1	19000	0.636
SAPORTL	47	47	3	400500	18.823
SIMTEX	25.5	25.4	9	2420100	61.703
SUNLIFEINS	56.6	56.4	8	1143872	64.643
ZAHINTEX	6.9	6.9	1	79000	0.545

Disclaimer

For U.S. persons only: This research report is a product of UCB Stock Brokerage Ltd. ("UCB"), a company authorized to engage in securities activities in Bangladesh, under Marco Polo Securities 15a-6 chaperone service, which is the employer of the research analyst(s) who has prepared the research report. The research analyst(s) preparing the research report is/are resident outside the United States (U.S.) and are not associated persons of any U.S. regulated broker-dealer and therefore the analyst(s) is/are not subject to supervision by a U.S. broker-dealer, and is/are not required to satisfy the regulatory licensing requirements of FINRA or required to otherwise comply with U.S. rules or regulations regarding, among other things, communications with a subject company, public appearances and trading securities held by a research analyst account.

Research reports are intended for distribution by only to "Major Institutional Investors" as defined by Rule 15a-6 (b)(4) of the U.S. Securities and Exchange Act, 1934 (the Exchange Act) and interpretations thereof by U.S. Securities and Exchange Commission (SEC) in reliance on Rule 15a-6(a)(2). If the recipient of this report is not a Major Institutional Investor as specified above, then it should not act upon this report and return the same to the sender. Further, this report may not be copied, duplicated and/or transmitted onward to any U.S. person, which is not the Major Institutional Investor. In reliance on the exemption from registration provided by Rule 15a-6 of the Exchange Act and interpretations thereof by the SEC in order to conduct certain business with Major Institutional Investors, UCB has entered into a chaperoning agreement with a U.S. registered broker-dealer, Marco Polo Securities Inc. ("Marco Polo"). Transactions in securities discussed in this research report should be affected through Marco Polo or another U.S. registered broker dealer.

Past performance is not necessarily a guide to future performance and no representation or warranty, express or implied, is made by UCB Stock Brokerage Limited (UCB) with respect to future performance. Income from investments may fluctuate. The price or value of the investments to which this research report relates, either directly or indirectly, may fall or rise against the interest of investors. Any recommendation or opinion contained in this research report may become outdated as a consequence of changes in the environment in which the issuer of the securities under analysis operates, in addition to changes in the estimates and forecasts, assumptions and valuation methodology used herein.

No part of the content of this research report may be copied, forwarded or duplicated in any form or by any means without the prior consent of UCB and UCB accepts no liability whatsoever for the actions of third parties in this respect.

EQUITY RECOMMENDATION STRUCTURE (ABSOLUTE RATINGS)

We calculate our target price by weighting DCF, DDM, SOTP, asset-based and other relative valuation methods, and applying appropriate premiums/ discounts and/or other relevant adjustments.

Expected absolute returns are calculated as the % of difference between our target price and latest close price. Stock recommendations are based on absolute upside (downside) and have a 12-month horizon. Please note that future price fluctuations could lead to a temporary mismatch between upside/downside for a stock and our recommendation.

Recommendation Type	Holding period (if not otherwise mentioned)	Absolute Return Potential
Buy	12 Months	More than +15%
Neutral/ Hold	12 Months	Between -5% and +15%
Underweight	12 Months	Less than -5%

ANALYST CERTIFICATION

Respective analyst(s) identified in this report certifies, with respect to the companies or securities that the individual analyses, that (1) the views expressed in this report reflect his or her personal views about all of the subject companies and securities and (2) no part of his or her compensation was, is or will be directly or indirectly dependent on the specific recommendations or views expressed in this report. The research analyst(s) named on this report are not registered / qualified as research analysts with FINRA.

It has not been determined in advance whether and in what intervals this document will be updated. Unless otherwise stated current prices refer to the most recent trading day's closing price.

Contact Us

Research Team

Md. Hasib Reza, CFA	Head of Research	hasib.reza@ucbstock.com.bd	+880 1755 658 997
Anik Mahmood Ibne Anwar, CFA	Deputy Head of Research	anik.mahmood@ucbstock.com.bd	+880 1701 205 074
Fahmid Islam Sathin	Research Associate	fahmid.islam@ucbstock.com.bd	+880 1325 086 738
Nafis Zaki	Research Associate	nafis.zaki@ucbstock.com.bd	+880 1871 891 263
Numair M N Ahmmed	Research Associate	ahmmed.numair@ucbstock.com.bd	+880 1324 719 484

Investment Strategist

Syed Adnan Huda, CFA	First Vice President	adnan@ucbstock.com.bd	+880 1730 325 232
----------------------	----------------------	-----------------------	-------------------

Institutional & Foreign Trade

Tahmidur Rahman	First Assistant Vice President	rahman.tahmidur@ucbstock.com.bd	+880 1726 995 520
-----------------	--------------------------------	---------------------------------	-------------------

Office Premises

Head Office

Gulshan
Bulus Center
+880 2955 8481

Extensions of Head Office

Dilkusha +880 1701 205 090	Dilkusha (NIK Tower) +880 1701 205 000	Dhanmondi +880 1713 205 703	Nikunja +880 1701 205 013	Mohammadpur +880 1324 243 212
Bashundhara +880 1718 106 217	Mirpur-1 +880 1713 205 723	Mirpur-12 +880 1911 197 188	Banasree +880 1701 205 075	Uttara +880 1913 128 156

Branch Offices

Chattogram +880 1701 205 038	Sylhet +880 1713 205 760
--	------------------------------------

Digital Booths

Khulna +880 1717 411 466	Barishal +880 1713 205 762	Cumilla +880 1324 243 163	Jashore +880 1324 243 203	Gazipur +880 1324 243 165
Feni +880 1324 243 210	Khatungonj +880 1713 205 742	Chawkbazar +880 1817 206 965	Madhobdi +880 1324 243 156	
	Narayangonj +880 1324 243 207	Agrabad +880 1324 243 198		