

DSEX WENT DOWN BY 41.3 POINTS

Market closed negative today with increase in turnover.

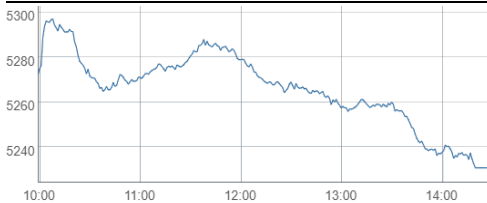
Broad index DSEX went down by 41.3 points.

IT, Paper & Printing and Tannery are the top three sectors that closed positive today while Mutual Fund, NBF1 and Bank are the top three sectors that closed negative today.

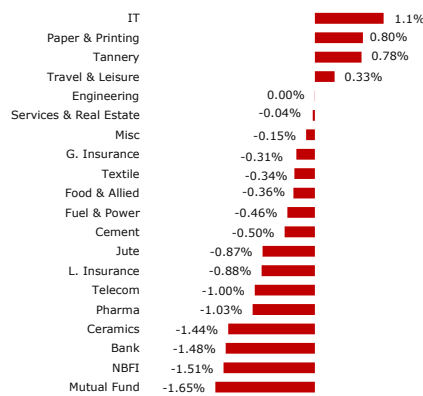
Turnover increased by 2.7% to BDT 6,639mn (USD 54mn).

Pharma sector dominated the turnover chart covering 18.4% of the total turnover.

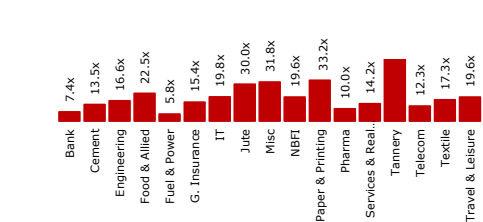
Intraday Performance of DSEX



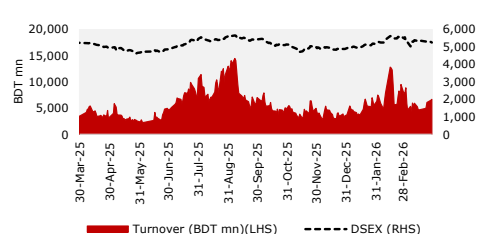
Sector Return



Sector P/E



52 Week Daily Turnover & DSEX



Index

Particulars	Value	Δ Points	Daily Δ %	Dec'25 Value	YTD Δ %
DSEX	5,230.77	(41.3)	-0.78%	4,865.34	7.51%
DS30	1,979.34	(19.1)	-0.95%	1,853.54	6.79%
DSES	1,061.07	(5.0)	-0.47%	1,000.72	6.03%
S&P 500	6,368.85	(108.3)	-1.67%	6,845.50	-6.96%
Nikkei 225	51,885.85	(1,487.2)	-2.79%	50,339.48	3.07%
FTSE 100	10,046.49	79.1	0.79%	9,931.38	1.16%

Market Statistics

Particulars	Today	Last Day	Daily Δ	Daily Δ %	60 Day MA
Turnover (BDT mn)	6,639	6,464	174	2.70%	5,933
Turnover (USD mn)	54	53	1	2.70%	49
Volume (mn)	304	310	-6	-1.91%	223
Market Cap (BDT bn)	6,914	6,949	-35	-0.51%	
Market Cap (USD bn)	56	57	0	-0.51%	
Market P/E (x)	10.9				
Particulars	Galner	Loser	Unchanged		
Market Breadth	111	231	51		

Sector Statistics

Sector	Market Cap (BDTmn)	% of total Market Cap	Sector Return	Turnover (BDTmn)	% of total Turnover
Bank	722,078	21.43%	-1.5%	646.1	9.73%
Pharma	553,720	16.44%	-1.0%	1,222.0	18.41%
Telecom	508,903	15.11%	-1.0%	127.1	1.91%
Fuel & Power	275,794	8.19%	-0.5%	258.7	3.90%
Engineering	271,344	8.05%	0.0%	775.0	11.67%
Food & Allied	228,731	6.79%	-0.4%	413.8	6.23%
Misc	218,682	6.49%	-0.1%	260.4	3.92%
Textile	117,815	3.50%	-0.3%	638.3	9.61%
NBF1	94,122	2.79%	-1.5%	156.7	2.36%
Cement	92,582	2.75%	-0.5%	76.3	1.15%
G. Insurance	88,522	2.63%	-0.3%	346.1	5.21%
L. Insurance	49,608	1.47%	-0.9%	375.6	5.66%
Travel & Leisure	33,365	0.99%	0.3%	107.3	1.62%
Mutual Fund	26,250	0.78%	-1.7%	261.0	3.93%
IT	25,286	0.75%	1.1%	342.3	5.16%
Services & Real Estate	23,086	0.69%	0.0%	128.2	1.93%
Tannery	22,461	0.67%	0.8%	69.2	1.04%
Paper & Printing	21,810	0.65%	0.8%	248.2	3.74%

Top Turnover

Ticker	Close Price (BDT)	Daily Δ %	Turnover (BDTmn)	Volume (mn)	P/E (x)
ORIONINFU	338.70	-1.25%	282.99	0.82	153.91
ACMEPL	19.70	-2.96%	196.24	9.74	n/a
SUNLIFEINS	61.20	5.34%	195.65	3.29	-
BRACBANK	68.20	-3.81%	174.11	2.50	8.71
INTECH	43.00	9.41%	143.93	3.52	n/a

Top Gainers

Ticker	Close Price (BDT)	Daily Δ %	Turnover (BDTmn)	Volume (mn)	P/E (x)
ATLASBANG	77.00	10.00%	8.08	0.11	n/a
HAKKANIPUL	88.60	9.93%	125.68	1.47	138.70
INTECH	43.00	9.41%	143.93	3.52	n/a
IFIC1STMF	4.20	7.69%	16.81	4.00	n/a
YPL	17.30	6.79%	11.16	0.65	n/a

Top Losers

Ticker	Close Price (BDT)	Daily Δ %	Turnover (BDTmn)	Volume (mn)	P/E (x)
PRIMEFIN	4.90	-9.26%	11.15	2.26	n/a
FASFIN	3.20	-8.57%	12.98	3.81	n/a
FAREASTFIN	3.30	-8.33%	4.22	1.25	n/a
PLFSL	3.30	-8.33%	17.21	4.94	n/a
BIFC	5.70	-8.06%	1.53	0.26	n/a

AL-HAJTEX

Category Change

The Company has been placed in 'Z' category from existing 'B' category with effect from today i.e., March 30, 2026 as per provision 1(e) of BSEC Directive No. BSEC/CMRRCD/2009-193/77, dated May 20, 2024 regarding non-disbursement of the approved dividend within the stipulated time frame.

Block Trade

Ticker	Max Price (BDT)	Min Price (BDT)	No. of Trades	Volume	Value (BDTmn)
AAMRANET	16.5	16.5	1	257500	4.249
AFCAGRO	7	7	1	235500	1.649
AL-HAJTEX	124	124	1	9000	1.116
ALARABANK	15.2	15.2	5	1841373	27.989
APEXFOODS	250.5	250.5	1	2000	0.501
BATBC	245.8	226	2	9000	2.093
BEACHHATCH	33	33	1	15500	0.511
BEXIMCO	99.1	99.1	3	15234	1.51
BNICL	58	58	1	32000	1.856
BSCPLC	146	146	1	17000	2.482
CAPMBDBLMF	10.6	10.5	2	100000	1.055
CENTRALINS	40.3	40.3	1	16950	0.683
CITYGENINS	96.5	89	6	184452	16.882
CLICL	61	59	6	106101	6.418
DOMINAGE	37.8	37.8	2	47817	1.807
EASTRNLOB	1660	1600	2	13700	22.52
EMERALDOIL	16.3	16.3	1	48751	0.795
FINEFOODS	466.6	450.1	5	20258	9.253
GP	246	246	1	13639	3.355
GQBALLPEN	509.1	509.1	4	58676	29.872
HAKKANIPUL	81	75	3	20863	1.631
INDEXAGRO	65	65	1	10600	0.689
IPDC	19.2	19.2	1	100000	1.92
LOVELLO	65.2	65.1	4	102014	6.649
MARICO	2780	2780	1	400	1.112
MERCANBANK	8.8	8.8	1	134188	1.181
NCCBANK	12.9	12.9	1	250000	3.225
NEWLINE	6.8	6.8	1	75635	0.514
NTC	176.7	176.7	1	3249	0.574
ORIONINFU	371	330	12	263990	93.267
PADMAOIL	177	177	1	5367	0.95
PARAMOUNT	52.4	52.4	1	17500	0.917
SAIHAMCOT	19.7	19.7	1	160000	3.152
SALVO	31.3	31.3	1	28754	0.9
SAPORTL	49.6	47	2.0	33027	1.6
SHAHJABANK	17.5	17.5	1	323115	5.655
SILVAPHL	10.8	10.8	1	73000	0.788
SIMTEX	25	25	1	30000	0.75
SOUTHEASTB	9.5	9.5	1	325955	3.097
STANDBANKL	5.6	5.6	1	1224410	6.857
SUNLIFEINS	58.2	57.9	7	1200005	69.605
UCB	9.5	9.5	1	368098	3.497

Disclaimer

For U.S. persons only: This research report is a product of UCB Stock Brokerage Ltd. ("UCB"), a company authorized to engage in securities activities in Bangladesh, under Marco Polo Securities 15a-6 chaperone service, which is the employer of the research analyst(s) who has prepared the research report. The research analyst(s) preparing the research report is/are resident outside the United States (U.S.) and are not associated persons of any U.S. regulated broker-dealer and therefore the analyst(s) is/are not subject to supervision by a U.S. broker-dealer, and is/are not required to satisfy the regulatory licensing requirements of FINRA or required to otherwise comply with U.S. rules or regulations regarding, among other things, communications with a subject company, public appearances and trading securities held by a research analyst account.

Research reports are intended for distribution by only to "Major Institutional Investors" as defined by Rule 15a-6 (b)(4) of the U.S. Securities and Exchange Act, 1934 (the Exchange Act) and interpretations thereof by U.S. Securities and Exchange Commission (SEC) in reliance on Rule 15a-6(a)(2). If the recipient of this report is not a Major Institutional Investor as specified above, then it should not act upon this report and return the same to the sender. Further, this report may not be copied, duplicated and/or transmitted onward to any U.S. person, which is not the Major Institutional Investor. In reliance on the exemption from registration provided by Rule 15a-6 of the Exchange Act and interpretations thereof by the SEC in order to conduct certain business with Major Institutional Investors, UCB has entered into a chaperoning agreement with a U.S. registered broker-dealer, Marco Polo Securities Inc. ("Marco Polo"). Transactions in securities discussed in this research report should be affected through Marco Polo or another U.S. registered broker dealer.

Past performance is not necessarily a guide to future performance and no representation or warranty, express or implied, is made by UCB Stock Brokerage Limited (UCB) with respect to future performance. Income from investments may fluctuate. The price or value of the investments to which this research report relates, either directly or indirectly, may fall or rise against the interest of investors. Any recommendation or opinion contained in this research report may become outdated as a consequence of changes in the environment in which the issuer of the securities under analysis operates, in addition to changes in the estimates and forecasts, assumptions and valuation methodology used herein.

No part of the content of this research report may be copied, forwarded or duplicated in any form or by any means without the prior consent of UCB and UCB accepts no liability whatsoever for the actions of third parties in this respect.

EQUITY RECOMMENDATION STRUCTURE (ABSOLUTE RATINGS)

We calculate our target price by weighting DCF, DDM, SOTP, asset-based and other relative valuation methods, and applying appropriate premiums/ discounts and/or other relevant adjustments.

Expected absolute returns are calculated as the % of difference between our target price and latest close price. Stock recommendations are based on absolute upside (downside) and have a 12-month horizon. Please note that future price fluctuations could lead to a temporary mismatch between upside/downside for a stock and our recommendation.

Recommendation Type	Holding period (if not otherwise mentioned)	Absolute Return Potential
Buy	12 Months	More than +15%
Neutral/ Hold	12 Months	Between -5% and +15%
Underweight	12 Months	Less than -5%

ANALYST CERTIFICATION

Respective analyst(s) identified in this report certifies, with respect to the companies or securities that the individual analyses, that (1) the views expressed in this report reflect his or her personal views about all of the subject companies and securities and (2) no part of his or her compensation was, is or will be directly or indirectly dependent on the specific recommendations or views expressed in this report. The research analyst(s) named on this report are not registered / qualified as research analysts with FINRA.

It has not been determined in advance whether and in what intervals this document will be updated. Unless otherwise stated current prices refer to the most recent trading day's closing price.

Contact Us

Research Team

Md. Hasib Reza, CFA	Head of Research	hasib.reza@ucbstock.com.bd	+880 1755 658 997
Anik Mahmood Ibne Anwar, CFA	Deputy Head of Research	anik.mahmood@ucbstock.com.bd	+880 1701 205 074
Fahmid Islam Sathin	Research Associate	fahmid.islam@ucbstock.com.bd	+880 1325 086 738
Nafis Zaki	Research Associate	nafis.zaki@ucbstock.com.bd	+880 1871 891 263
Numair M N Ahmmed	Research Associate	ahmmed.numair@ucbstock.com.bd	+880 1324 719 484

Investment Strategist

Syed Adnan Huda, CFA	First Vice President	adnan@ucbstock.com.bd	+880 1730 325 232
----------------------	----------------------	-----------------------	-------------------

Institutional & Foreign Trade

Tahmidur Rahman	First Assistant Vice President	rahman.tahmidur@ucbstock.com.bd	+880 1726 995 520
-----------------	--------------------------------	---------------------------------	-------------------

Office Premises

Head Office

Gulshan
Bulus Center
+880 2955 8481

Extensions of Head Office

Dilkusha +880 1701 205 090	Dilkusha (NIK Tower) +880 1701 205 000	Dhanmondi +880 1713 205 703	Nikunja +880 1701 205 013	Mohammadpur +880 1324 243 212
Bashundhara +880 1718 106 217	Mirpur-1 +880 1713 205 723	Mirpur-12 +880 1911 197 188	Banasree +880 1701 205 075	Uttara +880 1913 128 156

Branch Offices

Chattogram +880 1701 205 038	Sylhet +880 1713 205 760
--	------------------------------------

Digital Booths

Khulna +880 1717 411 466	Barishal +880 1713 205 762	Cumilla +880 1324 243 163	Jashore +880 1324 243 203	Gazipur +880 1324 243 165
Feni +880 1324 243 210	Khatungonj +880 1713 205 742	Chawkbazar +880 1817 206 965	Madhobdi +880 1324 243 156	
	Narayangonj +880 1324 243 207	Agrabad +880 1324 243 198		