

## DSEX WENT DOWN BY 52.5 POINTS

Market closed negative today with increase in turnover.

Broad index DSEX went down by 52.5 points.

Only G. Insurance sector closed positive today while Mutual Fund, Ceramics and Cement are the top three sectors that closed negative today.

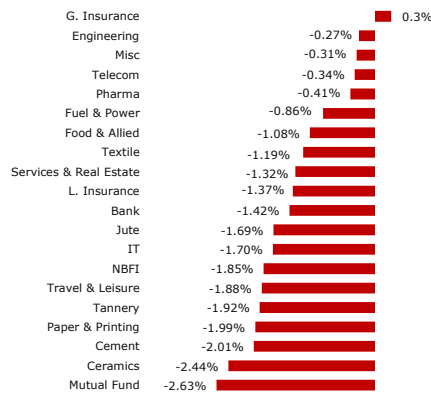
Turnover increased by 3.3% to BDT 6,856mn (USD 56mn).

Pharma sector dominated the turnover chart covering 15.8% of the total turnover.

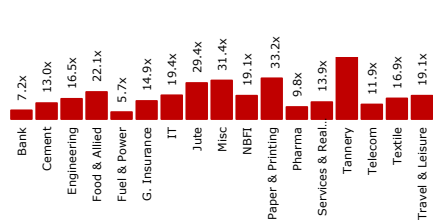
### Intraday Performance of DSEX



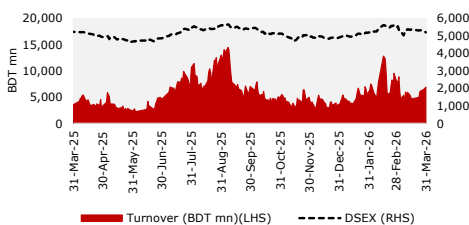
### Sector Return



### Sector P/E



### 52 Week Daily Turnover & DSEX



### Index

Particulars	Value	Δ Points	Daily Δ %	Dec'25 Value	YTD Δ %
DSEX	5,178.31	(52.5)	-1.00%	4,865.34	6.43%
DS30	1,960.03	(19.3)	-0.98%	1,853.54	5.75%
DSES	1,053.20	(7.9)	-0.74%	1,000.72	5.24%
S&P 500	6,343.72	(25.1)	-0.39%	6,845.50	-7.33%
Nikkei 225	51,063.72	(822.1)	-1.58%	50,339.48	1.44%
FTSE 100	10,191.07	63.1	0.62%	9,931.38	2.61%

### Market Statistics

Particulars	Today	Last Day	Daily Δ	Daily Δ %	60 Day MA
Turnover (BDT mn)	6,856	6,639	217	3.27%	5,982
Turnover (USD mn)	56	54	2	3.27%	49
Volume (mn)	310	304	5	1.67%	226
Market Cap (BDT bn)	6,888	6,914	-25	-0.37%	
Market Cap (USD bn)	56	56	0	-0.37%	
Market P/E (x)	10.6				
<b>Particulars</b>	<b>Gainer</b>	<b>Loser</b>	<b>Unchanged</b>		
Market Breadth	77	278	33		

### Sector Statistics

Sector	Market Cap (BDTmn)	% of total Market Cap	Sector Return	Turnover (BDTmn)	% of total Turnover
Bank	711,829	21.31%	-1.4%	834.6	12.17%
Pharma	551,451	16.51%	-0.4%	1,083.8	15.81%
Telecom	507,185	15.18%	-0.3%	86.6	1.26%
Fuel & Power	273,418	8.19%	-0.9%	208.8	3.05%
Engineering	270,620	8.10%	-0.3%	909.3	13.26%
Food & Allied	226,255	6.77%	-1.1%	523.6	7.64%
Misc	218,013	6.53%	-0.3%	443.1	6.46%
Textile	116,408	3.49%	-1.2%	613.6	8.95%
NBFI	92,380	2.77%	-1.9%	133.5	1.95%
Cement	90,720	2.72%	-2.0%	77.1	1.12%
G. Insurance	88,761	2.66%	0.3%	512.9	7.48%
L. Insurance	48,930	1.46%	-1.4%	256.8	3.75%
Travel & Leisure	32,737	0.98%	-1.9%	97.7	1.42%
Mutual Fund	25,559	0.77%	-2.6%	249.8	3.64%
IT	24,857	0.74%	-1.7%	302.2	4.41%
Services & Real Estate	22,780	0.68%	-1.3%	119.2	1.74%
Tannery	22,030	0.66%	-1.9%	49.2	0.72%
Paper & Printing	21,376	0.64%	-2.0%	190.4	2.78%

### Top Turnover

Ticker	Close Price (BDT)	Daily Δ %	Turnover (BDTmn)	Volume (mn)	P/E (x)
BRACBANK	67.00	-1.76%	264.94	4.00	8.25
ACMEPL	21.20	7.61%	240.91	11.83	n/a
TECHNODRUG	35.30	3.82%	177.03	5.15	20.29
DOMINAGE	42.90	3.37%	166.12	3.90	n/a
FINEFOODS	484.60	-0.04%	165.16	0.35	46.96

### Top Gainers

Ticker	Close Price (BDT)	Daily Δ %	Turnover (BDTmn)	Volume (mn)	P/E (x)
SALAMCRST	17.30	8.81%	29.43	1.73	46.34
YPL	18.70	8.09%	30.50	1.67	n/a
ACMEPL	21.20	7.61%	240.91	11.83	n/a
SILVAPHL	11.00	6.80%	21.04	1.98	n/a
BDTHAI	13.30	6.40%	64.44	4.97	n/a

### Top Losers

Ticker	Close Price (BDT)	Daily Δ %	Turnover (BDTmn)	Volume (mn)	P/E (x)
CNATEX	3.80	-9.52%	10.53	2.69	12.39
FASFIN	2.90	-9.38%	9.08	3.05	n/a
PLFSL	3.00	-9.09%	10.47	3.45	n/a
FAREASTFIN	3.00	-9.09%	4.22	1.40	n/a
FBFIF	3.10	-8.82%	5.84	1.85	n/a

## AL-HAJTEX

### Category Change

The Company has been placed in 'B' category from existing 'Z' category with effect from today i.e., March 31, 2026 as the Company has reported disbursement of 5% Cash Dividend for the year ended June 30, 2024.

## Block Trade

Ticker	Max Price (BDT)	Min Price (BDT)	No. of Trades	Volume	Value (BDTmn)
ACMEPL	20.4	20.4	1	50000	1.02
AMANFEED	23.4	23.4	1	88000	2.059
AOL	17.7	17.7	1	28408	0.503
ASIATICLAB	73.3	73	3	36400	2.665
BRACBANK	75	67	3	125000	8.455
CAPMBDBLMF	11.7	10.6	3	150000	1.645
CENTRALINS	41.2	40.6	4	309725	12.721
CITYBANK	30.3	30.3	1	50000	1.515
CITYGENINS	99.2	96.5	9	961177	94.911
CLICL	60.9	60.9	1	31000	1.888
DOMINAGE	41	40	2	81879	3.327
FINEFOODS	484	443	3	101030	46.851
GP	241	241	1	20111	4.847
GQBALLPEN	525	502.4	3	66801	35.048
INTECH	47.3	47.3	1	33000	1.561
KAY&QUE	465	465	1	1080	0.502
LOVELLO	67.2	67.2	2	185000	12.432
MALEKSPIN	26.7	26.7	1	130000	3.471
MARICO	2730	2730	2	487	1.33
NBL	5.3	5.3	2	2974000	15.762
NEWLINE	7.1	7.1	1	150000	1.065
ORIONINFU	367.5	340.5	4	26100	9.234
PEOPLESINS	40	40	1	100000	4
PIONEERINS	47.7	47.7	1	13800	0.658
PRAGATILIF	222	222	1	6000	1.332
PTL	52	49.1	3	133000	6.756
RUPALIINS	23.1	23.1	1	50000	1.155
SAIHAMCOT	19.9	19.7	2	153499	3.034
SALVO	34.5	31	2	33300	1.091
SEAPEARL	40.7	40.7	1	12500	0.509
SIMTEX	23.8	23.8	1	30000	0.714
SIPLC	61.5	61.5	1	45000	2.768
SUNLIFEINS	58	58	1	100000	5.8
TAMIJTEX	119.5	119.5	1	7000	0.837
TECHNODRUG	31	31	1.0	17419	0.5

---

## Disclaimer

**For U.S. persons only:** This research report is a product of UCB Stock Brokerage Ltd. ("UCB"), a company authorized to engage in securities activities in Bangladesh, under Marco Polo Securities 15a-6 chaperone service, which is the employer of the research analyst(s) who has prepared the research report. The research analyst(s) preparing the research report is/are resident outside the United States (U.S.) and are not associated persons of any U.S. regulated broker-dealer and therefore the analyst(s) is/are not subject to supervision by a U.S. broker-dealer, and is/are not required to satisfy the regulatory licensing requirements of FINRA or required to otherwise comply with U.S. rules or regulations regarding, among other things, communications with a subject company, public appearances and trading securities held by a research analyst account.

Research reports are intended for distribution by only to "Major Institutional Investors" as defined by Rule 15a-6 (b)(4) of the U.S. Securities and Exchange Act, 1934 (the Exchange Act) and interpretations thereof by U.S. Securities and Exchange Commission (SEC) in reliance on Rule 15a-6(a)(2). If the recipient of this report is not a Major Institutional Investor as specified above, then it should not act upon this report and return the same to the sender. Further, this report may not be copied, duplicated and/or transmitted onward to any U.S. person, which is not the Major Institutional Investor. In reliance on the exemption from registration provided by Rule 15a-6 of the Exchange Act and interpretations thereof by the SEC in order to conduct certain business with Major Institutional Investors, UCB has entered into a chaperoning agreement with a U.S. registered broker-dealer, Marco Polo Securities Inc. ("Marco Polo"). Transactions in securities discussed in this research report should be affected through Marco Polo or another U.S. registered broker dealer.

Past performance is not necessarily a guide to future performance and no representation or warranty, express or implied, is made by UCB Stock Brokerage Limited (UCB) with respect to future performance. Income from investments may fluctuate. The price or value of the investments to which this research report relates, either directly or indirectly, may fall or rise against the interest of investors. Any recommendation or opinion contained in this research report may become outdated as a consequence of changes in the environment in which the issuer of the securities under analysis operates, in addition to changes in the estimates and forecasts, assumptions and valuation methodology used herein.

No part of the content of this research report may be copied, forwarded or duplicated in any form or by any means without the prior consent of UCB and UCB accepts no liability whatsoever for the actions of third parties in this respect.

#### **EQUITY RECOMMENDATION STRUCTURE (ABSOLUTE RATINGS)**

We calculate our target price by weighting DCF, DDM, SOTP, asset-based and other relative valuation methods, and applying appropriate premiums/ discounts and/or other relevant adjustments.

Expected absolute returns are calculated as the % of difference between our target price and latest close price. Stock recommendations are based on absolute upside (downside) and have a 12-month horizon. Please note that future price fluctuations could lead to a temporary mismatch between upside/downside for a stock and our recommendation.

Recommendation Type	Holding period (if not otherwise mentioned)	Absolute Return Potential
Buy	12 Months	More than +15%
Neutral/ Hold	12 Months	Between -5% and +15%
Underweight	12 Months	Less than -5%

#### **ANALYST CERTIFICATION**

Respective analyst(s) identified in this report certifies, with respect to the companies or securities that the individual analyses, that (1) the views expressed in this report reflect his or her personal views about all of the subject companies and securities and (2) no part of his or her compensation was, is or will be directly or indirectly dependent on the specific recommendations or views expressed in this report. The research analyst(s) named on this report are not registered / qualified as research analysts with FINRA.

*It has not been determined in advance whether and in what intervals this document will be updated. Unless otherwise stated current prices refer to the most recent trading day's closing price.*

## Contact Us

### Research Team

Md. Hasib Reza, CFA	Head of Research	hasib.reza@ucbstock.com.bd	+880 1755 658 997
Anik Mahmood Ibne Anwar, CFA	Deputy Head of Research	anik.mahmood@ucbstock.com.bd	+880 1701 205 074
Fahmid Islam Sathin	Research Associate	fahmid.islam@ucbstock.com.bd	+880 1325 086 738
Nafis Zaki	Research Associate	nafis.zaki@ucbstock.com.bd	+880 1871 891 263
Numair M N Ahmmed	Research Associate	ahmmed.numair@ucbstock.com.bd	+880 1324 719 484

### Investment Strategist

Syed Adnan Huda, CFA	First Vice President	adnan@ucbstock.com.bd	+880 1730 325 232
----------------------	----------------------	-----------------------	-------------------

### Institutional & Foreign Trade

Tahmidur Rahman	First Assistant Vice President	rahman.tahmidur@ucbstock.com.bd	+880 1726 995 520
-----------------	--------------------------------	---------------------------------	-------------------

### Office Premises

#### Head Office

**Gulshan**  
Bulus Center  
+880 2955 8481

#### Extensions of Head Office

<b>Dilkusha</b> +880 1701 205 090	<b>Dilkusha (NIK Tower)</b> +880 1701 205 000	<b>Dhanmondi</b> +880 1713 205 703	<b>Nikunja</b> +880 1701 205 013	<b>Mohammadpur</b> +880 1324 243 212
<b>Bashundhara</b> +880 1718 106 217	<b>Mirpur-1</b> +880 1713 205 723	<b>Mirpur-12</b> +880 1911 197 188	<b>Banasree</b> +880 1701 205 075	<b>Uttara</b> +880 1913 128 156

#### Branch Offices

<b>Chattogram</b> +880 1701 205 038	<b>Sylhet</b> +880 1713 205 760
--	------------------------------------

#### Digital Booths

<b>Khulna</b> +880 1717 411 466	<b>Barishal</b> +880 1713 205 762	<b>Cumilla</b> +880 1324 243 163	<b>Jashore</b> +880 1324 243 203	<b>Gazipur</b> +880 1324 243 165
<b>Feni</b> +880 1324 243 210	<b>Khatungonj</b> +880 1713 205 742	<b>Chawkbazar</b> +880 1817 206 965	<b>Madhobdi</b> +880 1324 243 156	
	<b>Narayangonj</b> +880 1324 243 207	<b>Agrabad</b> +880 1324 243 198		