

## DSEX WENT DOWN BY 41.0 POINTS

Market closed negative today with decrease in turnover.

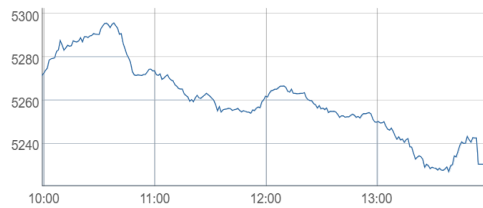
Broad index DSEX went down by 41.0 points.

Only Mutual Fund, Ceramics and Paper & Printing sectors closed positive today while L. Insurance, G. Insurance and Bank are the top three sectors that closed negative today.

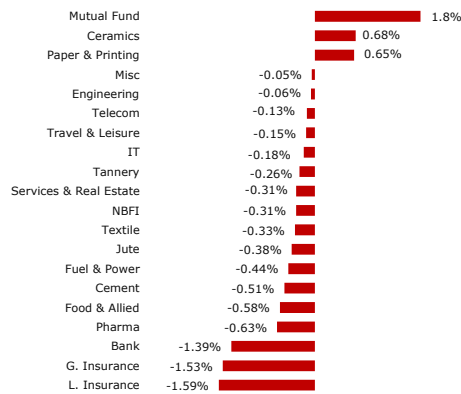
Turnover decreased by 5.2% to BDT 7,934mn (USD 65mn).

Engineering sector dominated the turnover chart covering 16.6% of the total turnover.

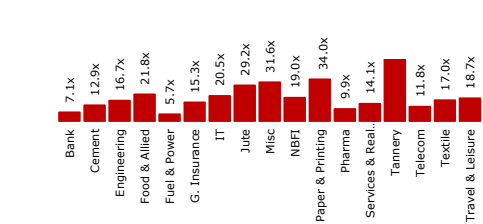
### Intraday Performance of DSEX



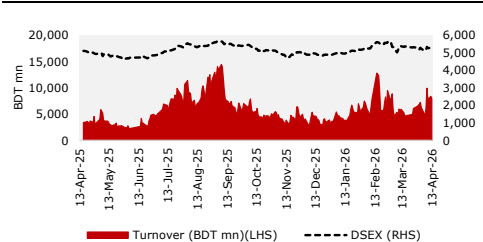
### Sector Return



### Sector P/E



### 52 Week Daily Turnover & DSEX



### Index

Particulars	Value	Δ Points	Daily Δ %	Dec'25 Value	YTD Δ %
DSEX	5,230.37	(41.0)	-0.78%	4,865.34	7.50%
DS30	1,981.04	(21.3)	-1.06%	1,853.54	6.88%
DSES	1,058.00	(3.1)	-0.29%	1,000.72	5.72%
S&P 500	6,816.89	(7.8)	-0.11%	6,845.50	-0.42%
Nikkei 225	56,502.77	(421.3)	-0.74%	50,339.48	12.24%
FTSE 100	10,554.61	(45.3)	-0.43%	9,931.38	6.28%

### Market Statistics

Particulars	Today	Last Day	Daily Δ	Daily Δ %	60 Day MA
Turnover (BDT mn)	7,934	8,371	-437	-5.22%	6,429
Turnover (USD mn)	65	68	-4	-5.22%	53
Volume (mn)	280	286	-6	-2.11%	245
Market Cap (BDT bn)	6,854	6,879	-26	-0.37%	
Market Cap (USD bn)	56	56	0	-0.37%	
Market P/E (x)	10.6				
<b>Particulars</b>	<b>Galner</b>	<b>Loser</b>	<b>Unchanged</b>		
Market Breadth	123	213	54		

### Sector Statistics

Sector	Market Cap (BDTmn)	% of total Market Cap	Sector Return	Turnover (BDTmn)	% of total Turnover
Bank	722,801	21.54%	-1.4%	724.0	9.12%
Pharma	555,637	16.56%	-0.6%	913.1	11.51%
Telecom	501,113	14.94%	-0.1%	51.5	0.65%
Engineering	273,746	8.16%	-0.1%	1,317.7	16.61%
Fuel & Power	271,914	8.10%	-0.4%	270.4	3.41%
Food & Allied	223,758	6.67%	-0.6%	585.0	7.37%
Misc	219,237	6.53%	-0.1%	562.4	7.09%
Textile	116,751	3.48%	-0.3%	634.6	8.00%
G. Insurance	93,174	2.78%	-1.5%	881.6	11.11%
NBFI	91,975	2.74%	-0.3%	95.3	1.20%
Cement	90,009	2.68%	-0.5%	39.6	0.50%
L. Insurance	48,321	1.44%	-1.6%	157.0	1.98%
Travel & Leisure	32,025	0.95%	-0.1%	51.8	0.65%
IT	26,363	0.79%	-0.2%	552.7	6.97%
Mutual Fund	25,663	0.76%	1.8%	258.5	3.26%
Services & Real Estate	23,123	0.69%	-0.3%	133.0	1.68%
Tannery	22,689	0.68%	-0.3%	133.8	1.69%
Paper & Printing	21,884	0.65%	0.7%	421.2	5.31%

### Top Turnover

Ticker	Close Price (BDT)	Daily Δ %	Turnover (BDTmn)	Volume (mn)	P/E (x)
KBPPWBIL	54.00	-0.55%	353.48	6.44	75.00
CITYBANK	30.50	-2.87%	282.93	9.15	3.50
ACMEPL	26.20	-1.50%	271.51	10.36	n/a
MONOSPOOL	103.90	3.08%	222.32	2.11	26.92
KDSALTD	49.30	-4.27%	164.05	3.21	24.65

### Top Gainers

Ticker	Close Price (BDT)	Daily Δ %	Turnover (BDTmn)	Volume (mn)	P/E (x)
MIRAKHTER	31.30	9.82%	97.25	3.20	26.53
YPL	18.10	9.04%	11.43	0.64	n/a
FAREASTFIN	2.50	8.70%	4.02	1.65	n/a
PF1STMF	6.30	8.62%	19.00	3.03	8.08
FASFIN	2.60	8.33%	2.84	1.11	n/a

### Top Losers

Ticker	Close Price (BDT)	Daily Δ %	Turnover (BDTmn)	Volume (mn)	P/E (x)
MEGCONMILK	36.70	-4.68%	7.47	0.20	n/a
APEXTANRY	75.00	-4.34%	10.10	0.13	n/a
KDSALTD	49.30	-4.27%	164.05	3.21	24.65
SIPLC	70.20	-4.23%	43.85	0.62	13.58
PEOPLESINS	47.30	-3.86%	63.83	1.33	15.42

## PRAGATIINS

### Dividend Declaration

The Board of Directors has recommended 27% Cash and 03% Stock dividend for the year ended December 31, 2025. Date of AGM: 18.06.2026, Time: 12:00 Noon, Venue: Digital Platform. Record Date: 12.05.2026. The Company has also reported EPS of Tk. 5.31, NAV per share of Tk. 57.36 and NOCFPS of Tk. 1.44 for the year ended December 31, 2025 as against Tk. 5.24 (Restated), Tk. 53.82 and Tk. 3.13 respectively for the year ended December 31, 2024. Disclosures on recommendation of Stock dividend: i. Reason for declaring of Bonus share is to increase the Paid-up Capital of the Company which will strengthen its financial status both in Bangladesh and global Insurance market. ii. Bonus share is declared out of retained earnings; and iii. The bonus share has not been declared from capital reserve or revaluation reserve or any unrealized gain or out of profit earned prior to incorporation of the Company and in no way the post dividend retained earnings become negative or a debit balance.

## Block Trade

Ticker	Max Price (BDT)	Min Price (BDT)	No. of Trades	Volume	Value (BDTmn)
ALARABANK	15.4	15.4	3	2778500	42.789
ANWARGALV	90	90	1	5600	0.504
ARGONDENIM	18.4	18.4	1	27175	0.5
ASIATICLAB	94	93.8	2	85000	7.983
BANKASTIA	22.4	22.4	1	99990	2.24
BENGALWTL	21	21	4	125646	2.639
BEXIMCO	99.1	99.1	1	5991	0.594
CAPMBDBLMF	12.6	12.3	7	693031	8.667
CITYBANK	30.9	30.9	2	1097296	33.906
CITYGENINS	101.1	92	13	1045822	104.856
DAFODILCOM	94	94	1	7000	0.658
EBL	26.9	26.9	1	312637	8.41
EGEN	23.7	23.7	1	25000	0.593
FINEFOODS	460	460	2	8441	3.883
HAKKANIPUL	90.9	90.9	1	10500	0.954
HFL	14	14	4	211680	2.964
ISNLTD	76.1	76.1	1	10000	0.761
JAMUNABANK	23.7	23.7	2	355000	8.414
JANATAINS	36.4	36.4	1	20200	0.735
KAY&QUE	495	495	1	2000	0.99
KBPPWBIL	59.3	59.3	1	25000	1.482
LOVELLO	75	75	3	130099	9.757
MERCANBANK	8.1	8.1	4	754160	6.109
METROSPIN	10	10	1	170000	1.7
MONNOFABR	23.7	23.7	1	26777	0.635
PEOPLESINS	49.2	49.2	1	40000	1.968
PRAGATIINS	80	71.4	4	110432	8.028
PREMIERBAN	4.5	4.5	2	502538	2.261
PRIMEINSUR	32.1	32.1	5	255781	8.211
PTL	59.7	59.4	2	35436	2.107
RUNNERAUTO	38.8	38.8	1	19000	0.737
SAPORTL	51	51	1	82000	4.182
SHAHJABANK	16	16	3	244192	3.907
SIMTEX	23.5	23.5	1	32000	0.752
SIPLC	74	68	2	31400	2.249
SONALIANSH	161	161	1	3110	0.501
SONALIPAPR	244.9	244.9	1	9000	2.204
SOUTHEASTB	8.4	8.4	1	284358	2.389
STANDARINS	41.9	41.9	1	50000	2.095
STANDBANKL	4.7	4.7	2	332523	1.563
SUNLIFEINS	72.8	66.1	6	101300	7.1

---

## Disclaimer

**For U.S. persons only:** This research report is a product of UCB Stock Brokerage Ltd. ("UCB"), a company authorized to engage in securities activities in Bangladesh, under Marco Polo Securities 15a-6 chaperone service, which is the employer of the research analyst(s) who has prepared the research report. The research analyst(s) preparing the research report is/are resident outside the United States (U.S.) and are not associated persons of any U.S. regulated broker-dealer and therefore the analyst(s) is/are not subject to supervision by a U.S. broker-dealer, and is/are not required to satisfy the regulatory licensing requirements of FINRA or required to otherwise comply with U.S. rules or regulations regarding, among other things, communications with a subject company, public appearances and trading securities held by a research analyst account.

Research reports are intended for distribution by only to "Major Institutional Investors" as defined by Rule 15a-6 (b)(4) of the U.S. Securities and Exchange Act, 1934 (the Exchange Act) and interpretations thereof by U.S. Securities and Exchange Commission (SEC) in reliance on Rule 15a-6(a)(2). If the recipient of this report is not a Major Institutional Investor as specified above, then it should not act upon this report and return the same to the sender. Further, this report may not be copied, duplicated and/or transmitted onward to any U.S. person, which is not the Major Institutional Investor. In reliance on the exemption from registration provided by Rule 15a-6 of the Exchange Act and interpretations thereof by the SEC in order to conduct certain business with Major Institutional Investors, UCB has entered into a chaperoning agreement with a U.S. registered broker-dealer, Marco Polo Securities Inc. ("Marco Polo"). Transactions in securities discussed in this research report should be affected through Marco Polo or another U.S. registered broker dealer.

Past performance is not necessarily a guide to future performance and no representation or warranty, express or implied, is made by UCB Stock Brokerage Limited (UCB) with respect to future performance. Income from investments may fluctuate. The price or value of the investments to which this research report relates, either directly or indirectly, may fall or rise against the interest of investors. Any recommendation or opinion contained in this research report may become outdated as a consequence of changes in the environment in which the issuer of the securities under analysis operates, in addition to changes in the estimates and forecasts, assumptions and valuation methodology used herein.

No part of the content of this research report may be copied, forwarded or duplicated in any form or by any means without the prior consent of UCB and UCB accepts no liability whatsoever for the actions of third parties in this respect.

### **EQUITY RECOMMENDATION STRUCTURE (ABSOLUTE RATINGS)**

We calculate our target price by weighting DCF, DDM, SOTP, asset-based and other relative valuation methods, and applying appropriate premiums/ discounts and/or other relevant adjustments.

Expected absolute returns are calculated as the % of difference between our target price and latest close price. Stock recommendations are based on absolute upside (downside) and have a 12-month horizon. Please note that future price fluctuations could lead to a temporary mismatch between upside/downside for a stock and our recommendation.

Recommendation Type	Holding period (if not otherwise mentioned)	Absolute Return Potential
Buy	12 Months	More than +15%
Neutral/ Hold	12 Months	Between -5% and +15%
Underweight	12 Months	Less than -5%

### **ANALYST CERTIFICATION**

Respective analyst(s) identified in this report certifies, with respect to the companies or securities that the individual analyses, that (1) the views expressed in this report reflect his or her personal views about all of the subject companies and securities and (2) no part of his or her compensation was, is or will be directly or indirectly dependent on the specific recommendations or views expressed in this report. The research analyst(s) named on this report are not registered / qualified as research analysts with FINRA.

*It has not been determined in advance whether and in what intervals this document will be updated. Unless otherwise stated current prices refer to the most recent trading day's closing price.*

## Contact Us

### Research Team

Md. Hasib Reza, CFA	Head of Research	hasib.reza@ucbstock.com.bd	+880 1755 658 997
Anik Mahmood Ibne Anwar, CFA	Deputy Head of Research	anik.mahmood@ucbstock.com.bd	+880 1701 205 074
Fahmid Islam Sathin	Research Associate	fahmid.islam@ucbstock.com.bd	+880 1325 086 738
Nafis Zaki	Research Associate	nafis.zaki@ucbstock.com.bd	+880 1871 891 263
Numair M N Ahmmed	Research Associate	ahmmed.numair@ucbstock.com.bd	+880 1324 719 484

### Investment Strategist

Syed Adnan Huda, CFA	First Vice President	adnan@ucbstock.com.bd	+880 1730 325 232
----------------------	----------------------	-----------------------	-------------------

### Institutional & Foreign Trade

Tahmidur Rahman	First Assistant Vice President	rahman.tahmidur@ucbstock.com.bd	+880 1726 995 520
-----------------	--------------------------------	---------------------------------	-------------------

### Office Premises

#### Head Office

**Gulshan**  
Bulus Center  
+880 2955 8481

#### Extensions of Head Office

<b>Dilkusha</b> +880 1701 205 090	<b>Dilkusha (NIK Tower)</b> +880 1701 205 000	<b>Dhanmondi</b> +880 1713 205 703	<b>Nikunja</b> +880 1701 205 013	<b>Mohammadpur</b> +880 1324 243 212
<b>Bashundhara</b> +880 1718 106 217	<b>Mirpur-1</b> +880 1713 205 723	<b>Mirpur-12</b> +880 1911 197 188	<b>Banasree</b> +880 1701 205 075	<b>Uttara</b> +880 1913 128 156

#### Branch Offices

<b>Chattogram</b> +880 1701 205 038	<b>Sylhet</b> +880 1713 205 760
--	------------------------------------

#### Digital Booths

<b>Khulna</b> +880 1717 411 466	<b>Barishal</b> +880 1713 205 762	<b>Cumilla</b> +880 1324 243 163	<b>Jashore</b> +880 1324 243 203	<b>Gazipur</b> +880 1324 243 165
<b>Feni</b> +880 1324 243 210	<b>Khatungonj</b> +880 1713 205 742	<b>Chawkbazar</b> +880 1817 206 965	<b>Madhobdi</b> +880 1324 243 156	
	<b>Narayangonj</b> +880 1324 243 207	<b>Agrabad</b> +880 1324 243 198		