

## DSEX WENT UP BY 24.6 POINTS

Market closed positive today with increase in turnover.

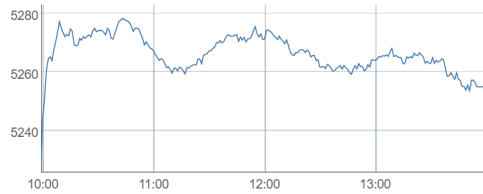
Broad index DSEX went up by 24.6 points.

Ceramics, Travel & Leisure and IT are the top three sectors that closed positive today while only Bank, Cement and Food & Allied sectors closed negative today.

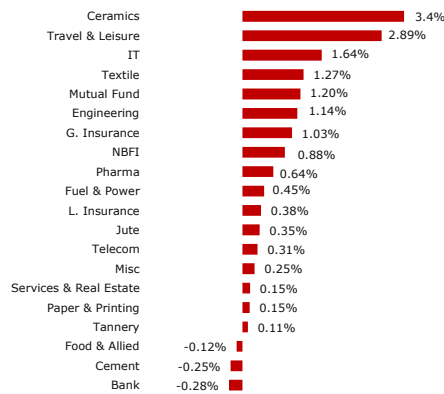
Turnover increased by 5.4% to BDT 8,365mn (USD 68mn).

Engineering sector dominated the turnover chart covering 21.2% of the total turnover.

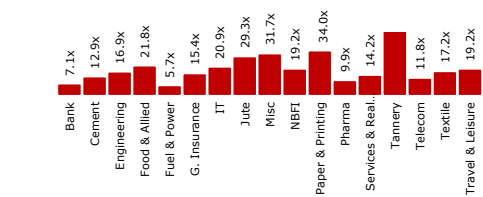
### Intraday Performance of DSEX



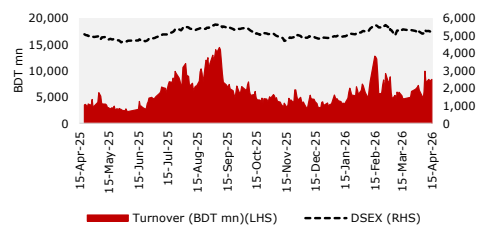
### Sector Return



### Sector P/E



### 52 Week Daily Turnover & DSEX



### Index

Particulars	Value	Δ Points	Daily Δ %	Dec'25 Value	YTD Δ %
DSEX	5,255.00	24.6	0.47%	4,865.34	8.01%
DS30	1,984.21	3.2	0.16%	1,853.54	7.05%
DSES	1,066.73	8.7	0.83%	1,000.72	6.60%
S&P 500	6,967.38	81.1	1.18%	6,845.50	1.78%
Nikkei 225	58,134.24	256.9	0.44%	50,339.48	15.48%
FTSE 100	10,616.87	7.5	0.07%	9,931.38	6.90%

### Market Statistics

Particulars	Today	Last Day	Daily Δ	Daily Δ %	60 Day MA
Turnover (BDT mn)	8,365	7,934	431	5.43%	6,491
Turnover (USD mn)	68	65	4	5.43%	53
Volume (mn)	318	280	38	13.48%	248
Market Cap (BDT bn)	6,855	6,854	2	0.02%	
Market Cap (USD bn)	56	56	0	0.02%	
Market P/E (x)	10.6				
<b>Particulars</b>	<b>Gainer</b>	<b>Loser</b>	<b>Unchanged</b>		
Market Breadth	239	90	64		

### Sector Statistics

Sector	Market Cap (BDTmn)	% of total Market Cap	Sector Return	Turnover (BDTmn)	% of total Turnover
Bank	720,753	21.40%	-0.3%	750.5	8.97%
Pharma	559,176	16.60%	0.6%	918.9	10.98%
Telecom	502,661	14.93%	0.3%	58.2	0.70%
Engineering	276,858	8.22%	1.1%	1,773.0	21.20%
Fuel & Power	273,138	8.11%	0.4%	355.0	4.24%
Food & Allied	223,482	6.64%	-0.1%	638.4	7.63%
Misc	219,787	6.53%	0.3%	637.7	7.62%
Textile	118,230	3.51%	1.3%	719.6	8.60%
G. Insurance	94,130	2.79%	1.0%	890.8	10.65%
NBFI	92,782	2.75%	0.9%	122.3	1.46%
Cement	89,785	2.67%	-0.2%	36.0	0.43%
L. Insurance	48,506	1.44%	0.4%	178.4	2.13%
Travel & Leisure	32,950	0.98%	2.9%	57.4	0.69%
IT	26,796	0.80%	1.6%	380.0	4.54%
Mutual Fund	25,972	0.77%	1.2%	250.8	3.00%
Services & Real Estate	23,159	0.69%	0.2%	129.9	1.55%
Tannery	22,714	0.67%	0.1%	96.3	1.15%
Paper & Printing	21,916	0.65%	0.1%	181.8	2.17%

### Top Turnover

Ticker	Close Price (BDT)	Daily Δ %	Turnover (BDTmn)	Volume (mn)	P/E (x)
KBPPWBIL	52.70	-2.41%	366.08	6.83	73.19
CITYBANK	30.10	-1.31%	250.41	8.25	3.46
DOMINAGE	54.10	3.64%	215.01	4.07	n/a
ACMEPL	27.40	4.58%	202.25	7.42	n/a
LOVELLO	74.50	-1.84%	194.66	2.58	17.49

### Top Gainers

Ticker	Close Price (BDT)	Daily Δ %	Turnover (BDTmn)	Volume (mn)	P/E (x)
COPPERTECH	23.10	10.00%	56.03	2.49	77.00
MIRAKHTER	34.40	9.90%	171.68	5.04	29.15
MEGHNAPET	31.60	9.72%	12.53	0.41	n/a
NPOLYMER	30.50	9.71%	48.65	1.62	190.63
PF1STMF	6.90	9.52%	51.64	7.58	8.85

### Top Losers

Ticker	Close Price (BDT)	Daily Δ %	Turnover (BDTmn)	Volume (mn)	P/E (x)
ARAMITCEM	11.60	-4.92%	0.14	0.01	n/a
BANKASTIA	21.30	-3.18%	44.47	2.07	6.19
CAPMBBLMF	12.80	-3.03%	32.45	2.50	16.41
ATLASBANG	69.00	-2.95%	0.55	0.01	n/a
KDSALTD	48.10	-2.43%	91.58	1.87	24.05

### MONNOFABR

#### Completion of transmission of shares of deceased Sponsor Director

The Company has further informed that 2,691,688 shares of the Company, held by Late Mrs. Huron Nahar Rashid, a Sponsor Director of the Company, have been transmitted to the BO account of her nominee, Mrs. Afroza Khanam (daughter of Late Mrs. Huron Nahar Rashid), Sponsor of the Company, by way of nomination, as per the news disseminated by DSE on April 9, 2026.

### MONNOAGML

#### Completion of transmission of shares of deceased Sponsor Director

The Company has further informed that 84,247 shares of the Company, held by Late Mrs. Huron Nahar Rashid, a Sponsor Director of the Company, have been transmitted to the BO account of her nominee, Mrs. Afroza Khanam (daughter of Late Mrs. Huron Nahar Rashid), Sponsor of the Company, by way of nomination, as per the news disseminated by DSE on April 9, 2026.

### MONNOCERA

#### Completion of transmission of shares of deceased Sponsor Director

The Company has further informed that 1,068,409 shares of the Company, held by Late Mrs. Huron Nahar Rashid, a Sponsor Director of the Company, have been transmitted to the BO account of her nominee, Mrs. Afroza Khanam (daughter of Late Mrs. Huron Nahar Rashid), Sponsor of the Company, by way of nomination, as per the news disseminated by DSE on April 9, 2026.

### Block Trade

Ticker	Max Price (BDT)	Min Price (BDT)	No. of Trades	Volume	Value (BDTmn)
ACI	209	209	1	10203	2.132
AL-HAJTEX	119.5	119.5	1	8500	1.016
ALARABANK	15.4	15.4	1	2800000	43.12
ANWARGALV	90	90	1	5600	0.504
APEXSPINN	257.9	257.9	1	3850	0.993
ARGONDENIM	18.4	18.4	1	27175	0.5
ASIATICLAB	93	85	2	105400	9.002
BANKASIA	22.3	22.3	1	65000	1.45
BDAUTOCA	225	225	1	4400	0.99
BDTHAIFOOD	17.5	17.5	1	114000	1.995
BEXIMCO	114.1	104.7	2	9718	1.059
BXPHARMA	103.6	103.6	1	5500	0.57
CAPMBDBLMF	13.7	12.5	4	285000	3.704
CENTRALINS	42.3	40	3	106346	4.355
CITYGENINS	100	91	4	81926	7.894
CLICL	63.6	63.6	1	20000	1.272
CRYSTALINS	78	78	1	10000	0.78
DAFODILCOM	100.7	90.4	11	210334	19.541
DOMINAGE	51.6	47.5	5	1305978	66.862
FINEFOODS	496.2	475	8	71632	35.103
GLOBALINS	31	31	1	16500	0.511
GQBALLPEN	602	558	6	86180	49.47
ICBEPMF1S1	5.8	5.8	1	100000	0.58
KBPPWBIL	55.4	55.4	1	29500	1.634
MERCANBANK	9.6	9.6	1	134188	1.288
NATLIFEINS	87.9	87.9	1	14173	1.246
NBL	5.1	5.1	1	4261000	21.731
NCCBANK	14.4	14.4	2	1419200	20.436
PRAGATIINS	71.4	71.4	1	603921	43.12
PROVATIINS	31.5	31.5	1	36000	1.134
PTL	63.5	63.5	1	9184	0.583
RENATA	418	416.4	2	271500	113.167
SAIHAMCOT	19.4	19	4	192000	3.679
SIMTEX	25.3	25.3	1	115000	2.909
SIPLC	71.2	71	2	62000	4.408
SOUTHEASTB	10.2	10.2	1	349586	3.566
SPCL	50.5	50.5	1	11000	0.555
STANDARINS	42.6	42.6	2	52700	2.245

---

## Disclaimer

**For U.S. persons only:** This research report is a product of UCB Stock Brokerage Ltd. ("UCB"), a company authorized to engage in securities activities in Bangladesh, under Marco Polo Securities 15a-6 chaperone service, which is the employer of the research analyst(s) who has prepared the research report. The research analyst(s) preparing the research report is/are resident outside the United States (U.S.) and are not associated persons of any U.S. regulated broker-dealer and therefore the analyst(s) is/are not subject to supervision by a U.S. broker-dealer, and is/are not required to satisfy the regulatory licensing requirements of FINRA or required to otherwise comply with U.S. rules or regulations regarding, among other things, communications with a subject company, public appearances and trading securities held by a research analyst account.

Research reports are intended for distribution by only to "Major Institutional Investors" as defined by Rule 15a-6 (b)(4) of the U.S. Securities and Exchange Act, 1934 (the Exchange Act) and interpretations thereof by U.S. Securities and Exchange Commission (SEC) in reliance on Rule 15a-6(a)(2). If the recipient of this report is not a Major Institutional Investor as specified above, then it should not act upon this report and return the same to the sender. Further, this report may not be copied, duplicated and/or transmitted onward to any U.S. person, which is not the Major Institutional Investor. In reliance on the exemption from registration provided by Rule 15a-6 of the Exchange Act and interpretations thereof by the SEC in order to conduct certain business with Major Institutional Investors, UCB has entered into a chaperoning agreement with a U.S. registered broker-dealer, Marco Polo Securities Inc. ("Marco Polo"). Transactions in securities discussed in this research report should be affected through Marco Polo or another U.S. registered broker dealer.

Past performance is not necessarily a guide to future performance and no representation or warranty, express or implied, is made by UCB Stock Brokerage Limited (UCB) with respect to future performance. Income from investments may fluctuate. The price or value of the investments to which this research report relates, either directly or indirectly, may fall or rise against the interest of investors. Any recommendation or opinion contained in this research report may become outdated as a consequence of changes in the environment in which the issuer of the securities under analysis operates, in addition to changes in the estimates and forecasts, assumptions and valuation methodology used herein.

No part of the content of this research report may be copied, forwarded or duplicated in any form or by any means without the prior consent of UCB and UCB accepts no liability whatsoever for the actions of third parties in this respect.

### **EQUITY RECOMMENDATION STRUCTURE (ABSOLUTE RATINGS)**

We calculate our target price by weighting DCF, DDM, SOTP, asset-based and other relative valuation methods, and applying appropriate premiums/ discounts and/or other relevant adjustments.

Expected absolute returns are calculated as the % of difference between our target price and latest close price. Stock recommendations are based on absolute upside (downside) and have a 12-month horizon. Please note that future price fluctuations could lead to a temporary mismatch between upside/downside for a stock and our recommendation.

Recommendation Type	Holding period (if not otherwise mentioned)	Absolute Return Potential
Buy	12 Months	More than +15%
Neutral/ Hold	12 Months	Between -5% and +15%
Underweight	12 Months	Less than -5%

### **ANALYST CERTIFICATION**

Respective analyst(s) identified in this report certifies, with respect to the companies or securities that the individual analyses, that (1) the views expressed in this report reflect his or her personal views about all of the subject companies and securities and (2) no part of his or her compensation was, is or will be directly or indirectly dependent on the specific recommendations or views expressed in this report. The research analyst(s) named on this report are not registered / qualified as research analysts with FINRA.

*It has not been determined in advance whether and in what intervals this document will be updated. Unless otherwise stated current prices refer to the most recent trading day's closing price.*

## Contact Us

### Research Team

Md. Hasib Reza, CFA	Head of Research	hasib.reza@ucbstock.com.bd	+880 1755 658 997
Anik Mahmood Ibne Anwar, CFA	Deputy Head of Research	anik.mahmood@ucbstock.com.bd	+880 1701 205 074
Fahmid Islam Sathin	Research Associate	fahmid.islam@ucbstock.com.bd	+880 1325 086 738
Nafis Zaki	Research Associate	nafis.zaki@ucbstock.com.bd	+880 1871 891 263
Numair M N Ahmmed	Research Associate	ahmmed.numair@ucbstock.com.bd	+880 1324 719 484

### Investment Strategist

Syed Adnan Huda, CFA	First Vice President	adnan@ucbstock.com.bd	+880 1730 325 232
----------------------	----------------------	-----------------------	-------------------

### Institutional & Foreign Trade

Tahmidur Rahman	First Assistant Vice President	rahman.tahmidur@ucbstock.com.bd	+880 1726 995 520
-----------------	--------------------------------	---------------------------------	-------------------

### Office Premises

#### Head Office

**Gulshan**  
Bulus Center  
+880 2955 8481

#### Extensions of Head Office

<b>Dilkusha</b> +880 1701 205 090	<b>Dilkusha (NIK Tower)</b> +880 1701 205 000	<b>Dhanmondi</b> +880 1713 205 703	<b>Nikunja</b> +880 1701 205 013	<b>Mohammadpur</b> +880 1324 243 212
<b>Bashundhara</b> +880 1718 106 217	<b>Mirpur-1</b> +880 1713 205 723	<b>Mirpur-12</b> +880 1911 197 188	<b>Banasree</b> +880 1701 205 075	<b>Uttara</b> +880 1913 128 156

#### Branch Offices

<b>Chattogram</b> +880 1701 205 038	<b>Sylhet</b> +880 1713 205 760
--	------------------------------------

#### Digital Booths

<b>Khulna</b> +880 1717 411 466	<b>Barishal</b> +880 1713 205 762	<b>Cumilla</b> +880 1324 243 163	<b>Jashore</b> +880 1324 243 203	<b>Gazipur</b> +880 1324 243 165
<b>Feni</b> +880 1324 243 210	<b>Khatungonj</b> +880 1713 205 742	<b>Chawkbazar</b> +880 1817 206 965	<b>Madhobdi</b> +880 1324 243 156	
	<b>Narayangonj</b> +880 1324 243 207	<b>Agrabad</b> +880 1324 243 198		