

DSEX WENT DOWN BY 15.6 POINTS

Market closed negative today with decrease in turnover.

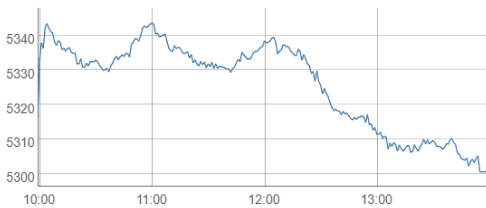
Broad index DSEX went down by 15.6 points.

Only G. Insurance, Fuel & Power and Bank sectors closed positive today while Ceramics, Paper & Printing and Tannery are the top three sectors that closed negative today.

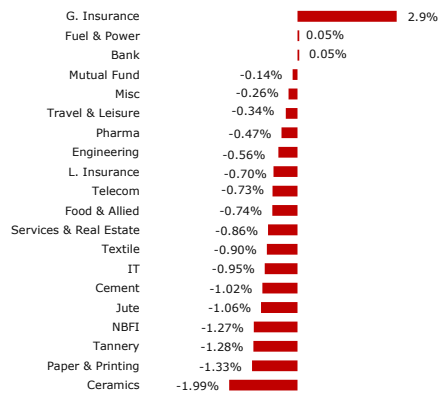
Turnover decreased by 2.7% to BDT 9,560mn (USD 78mn).

G. Insurance sector dominated the turnover chart covering 21.7% of the total turnover.

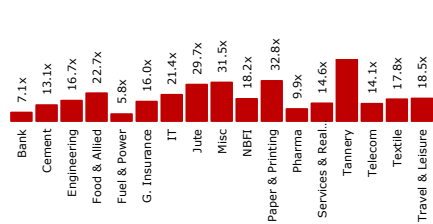
Intraday Performance of DSEX



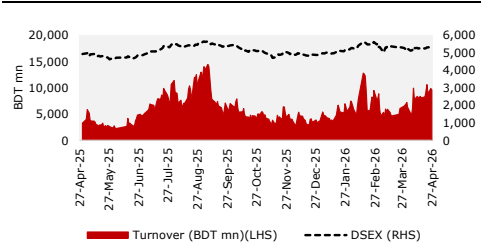
Sector Return



Sector P/E



52 Week Daily Turnover & DSEX



Index

Particulars	Value	Δ Points	Daily Δ %	Dec'25 Value	YTD Δ %
DSEX	5,300.57	(15.6)	-0.29%	4,865.34	8.95%
DS30	2,017.74	(8.6)	-0.42%	1,853.54	8.86%
DSES	1,056.67	(8.5)	-0.80%	1,000.72	5.59%
S&P 500	7,165.08	56.7	0.80%	6,845.50	4.67%
Nikkei 225	60,537.36	821.2	1.38%	50,339.48	20.26%
FTSE 100	10,352.59	(26.5)	-0.26%	9,931.38	4.24%

Market Statistics

Particulars	Today	Last Day	Daily Δ	Daily Δ %	60 Day MA
Turnover (BDT mn)	9,560	9,824	-264	-2.69%	7,134
Turnover (USD mn)	78	80	-2	-2.69%	58
Volume (mn)	291	312	-21	-6.88%	270
Market Cap (BDT bn)	6,838	6,877	-39	-0.57%	
Market Cap (USD bn)	56	56	0	-0.57%	
Market P/E (x)	10.9				
Particulars	Galner	Loser	Unchanged		
Market Breadth	102	223	67		

Sector Statistics

Sector	Market Cap (BDTmn)	% of total Market Cap	Sector Return	Turnover (BDTmn)	% of total Turnover
Bank	729,724	21.51%	0.0%	1,238.7	12.96%
Pharma	557,564	16.44%	-0.5%	750.9	7.85%
Telecom	507,157	14.95%	-0.7%	68.0	0.71%
Fuel & Power	277,256	8.17%	0.1%	494.3	5.17%
Engineering	274,702	8.10%	-0.6%	1,083.1	11.33%
Food & Allied	225,760	6.66%	-0.7%	593.9	6.21%
Misc	218,476	6.44%	-0.3%	388.2	4.06%
Textile	120,028	3.54%	-0.9%	1,108.3	11.59%
G. Insurance	103,787	3.06%	2.9%	2,076.6	21.72%
NBFI	90,256	2.66%	-1.3%	87.5	0.91%
Cement	87,321	2.57%	-1.0%	63.0	0.66%
L. Insurance	51,670	1.52%	-0.7%	500.1	5.23%
Travel & Leisure	31,730	0.94%	-0.3%	39.5	0.41%
IT	27,402	0.81%	-1.0%	284.3	2.97%
Mutual Fund	25,463	0.75%	-0.1%	134.3	1.40%
Tannery	23,674	0.70%	-1.3%	215.5	2.25%
Services & Real Estate	23,624	0.70%	-0.9%	183.0	1.91%
Paper & Printing	21,062	0.62%	-1.3%	137.4	1.44%

Top Turnover

Ticker	Close Price (BDT)	Daily Δ %	Turnover (BDTmn)	Volume (mn)	P/E (x)
RELIANCINS	81.20	9.88%	485.69	6.19	9.64
CITYBANK	33.30	-0.30%	368.95	11.08	3.82
LOVELLO	85.30	-1.27%	315.70	3.66	20.02
DOMINAGE	63.00	3.28%	305.75	4.92	n/a
SHEPHERD	15.60	6.12%	219.60	15.57	n/a

Top Gainers

Ticker	Close Price (BDT)	Daily Δ %	Turnover (BDTmn)	Volume (mn)	P/E (x)
RELIANCINS	81.20	9.88%	485.69	6.19	9.64
BGIC	39.10	9.83%	33.45	0.88	16.95
EBLNRFMF	3.30	6.45%	11.79	3.67	n/a
GREENDELTA	64.20	6.29%	32.91	0.52	11.80
SHEPHERD	15.60	6.12%	219.60	15.57	n/a

Top Losers

Ticker	Close Price (BDT)	Daily Δ %	Turnover (BDTmn)	Volume (mn)	P/E (x)
MEGHNACEM	31.50	-8.70%	1.64	0.05	n/a
ECABLES	122.70	-7.54%	7.72	0.06	n/a
TUNGHAI	2.90	-6.45%	0.77	0.26	n/a
JMISMDL	130.40	-5.98%	12.34	0.09	n/a
HFL	15.10	-5.63%	3.52	0.22	n/a

BRACBANK

Dividend Declaration

The Board of Directors has recommended 15% cash and 15% stock dividend for all shareholders for the year ended 31-Dec-2025. Date of AGM: 11-Jun-2026, Time: 11:00 AM, Venue: Digital Platform. Record Date: 17-May-2026. The Company has also reported Consolidated EPS of Tk. 9.12, Consolidated NAV per share of Tk. 51.56 and Consolidated NOCFPS of Tk. 72.72 for the year ended 31-Dec-2025 as against Consolidated Tk. 6.18, Consolidated Tk. 39.38 and Consolidated Tk. 54.14 respectively for the year ended 31-Dec-2024. Disclosure regarding recommendation of Bonus Shares (Stock Dividend): (1) Bonus Shares have been recommended to strengthen the capital base of the Bank to support business growth. (2) Bonus shares have been declared out of the current year's profit. (3) Bonus shares are not declared from the capital reserve or revaluation reserve or any unrealized gain or out of profit earned prior to incorporation of the Company or through reducing paid-up capital or through doing anything so that the post dividend retained earning becomes negative or show a debit balance.

PRIMEBANK

Q1 Financials

Consolidated EPS was Tk. 1.79 for January-March 2026 as against Tk. 1.80 for January-March 2025. Consolidated NOCFPS was Tk. 8.54 for January-March 2026 as against Tk. 13.11 for January-March 2025. Consolidated NAV per share was Tk. 41.69 as on March 31, 2026 and Tk. 33.60 as on March 31, 2025.

POWERGRID

Issuance of Share Certificate and Change of Capital Structure

The company has informed that it has issued 1,324,294,764 Irredeemable and Noncumulative Preference Shares of face value of Tk. 10 each, totaling Tk. 13,242,947,640 in favor of "Secretary, Power Division", Ministry of Power, Energy & Mineral Resources, on 22.04.2026 against share money deposit for the year ended on 30 June, 2024 as per audited financial statements for the Financial Year 2023-24. All of these shares are issued in paper form (Share Certificate). Moreover, according to the decision of 29th AGM held on 24 January 2026, Power Grid has increased its authorized share capital from 15,000,00,00,000 (Fifteen Thousand Crore) to 17,000,00,00,000 (Seventeen Thousand Crore).

ENVOYTEX

Expansion of Open-End (Rotor) Spinning production capacity

The company has informed that the Board of Directors of the company during its 252nd Meeting held on 26 April 2026 has approved the expansion of Open-End (Rotor) Spinning production capacity from the existing 25 MT per day to 50 MT per day at the existing factory premises. The project aims to increase yarn production capacity to utilize recovered materials from existing production processes and to leverage currently underutilized capacity. The yarn produced will be prioritized for in-house denim manufacturing to maximize vertical integration and operational efficiency. The total estimated cost of the project is BDT 1,791.53 million, to be financed through a debt-equity ratio of 70:30. The expansion project will feature state-of-the-art open-end rotor spinning yarn production facilities. Based on projected operating efficiency and current cost and pricing assumptions, the project is expected to generate sufficient cash flows to service the 7-year term loan. It is expected to achieve a payback period of approximately 4.8 years, with an Equity IRR of 27.8% and a Project IRR of 14.8% over the 15-year project life.

Block Trade

Ticker	Max Price (BDT)	Min Price (BDT)	No. of Trades	Volume	Value (BDTmn)
ACMEPL	25.5	25.5	1	36000	0.918
AGNISYSL	24	24	1	99794	2.395
AMANFEED	26	26	1	19300	0.502
APEXSPINN	328	328	3	59800	19.614
ASIATICLAB	98.4	98	3	99997	9.816
BENGALWTL	25	25	1	40000	1
BNICL	91.5	91.5	1	50000	4.575
CAPITECGBF	7.9	7.9	1	70000	0.553
CITYGENINS	100	92	12	174542	16.878
CVOPRL	163	163	1	6000	0.978
DAFODILCOM	109.5	105	14	218899	23.87
DOMINAGE	60	57	11	722502	42.292
FEDERALINS	24.8	20.5	6	1223136	25.182
GQBALLPEN	630	570	6	15810	9.277
ICBEMF1S1	5.8	5.7	2	275000	1.585
IDLC	38.6	38.6	1	60000	2.316
ISLAMIIINS	40.1	40.1	1	17700	0.71
KBPPWBIL	53.7	51.4	2	58650	3.058
MIRAKHTER	38.5	36.2	2	178500	6.818
NRRCBANK	7.3	7.3	1	998750	7.291
PRAGATIINS	74.1	74.1	1	10000	0.741
QUASEMIND	44.9	41.2	2	36500	1.578
RUPALIINS	27.3	27.3	1	20780	0.567
SALVO	33.6	33.6	1	15800	0.531
SAMATALETH	114	114	1	5000	0.57
SHEPHERD	13.3	13.3	28	10000000	133
SIMTEX	25.2	25.2	1	20100	0.507
SINOBANGLA	55	55	1	20500	1.127
STANDBANKL	5.6	5.6	5	4300000	24.08
SUNLIFEINS	77	76	3	189000	14.537
UNITEDFIN	13.9	13.9	1	38000	0.528

Disclaimer

For U.S. persons only: This research report is a product of UCB Stock Brokerage Ltd. ("UCB"), a company authorized to engage in securities activities in Bangladesh, under Marco Polo Securities 15a-6 chaperone service, which is the employer of the research analyst(s) who has prepared the research report. The research analyst(s) preparing the research report is/are resident outside the United States (U.S.) and are not associated persons of any U.S. regulated broker-dealer and therefore the analyst(s) is/are not subject to supervision by a U.S. broker-dealer, and is/are not required to satisfy the regulatory licensing requirements of FINRA or required to otherwise comply with U.S. rules or regulations regarding, among other things, communications with a subject company, public appearances and trading securities held by a research analyst account.

Research reports are intended for distribution by only to "Major Institutional Investors" as defined by Rule 15a-6 (b)(4) of the U.S. Securities and Exchange Act, 1934 (the Exchange Act) and interpretations thereof by U.S. Securities and Exchange Commission (SEC) in reliance on Rule 15a-6(a)(2). If the recipient of this report is not a Major Institutional Investor as specified above, then it should not act upon this report and return the same to the sender. Further, this report may not be copied, duplicated and/or transmitted onward to any U.S. person, which is not the Major Institutional Investor. In reliance on the exemption from registration provided by Rule 15a-6 of the Exchange Act and interpretations thereof by the SEC in order to conduct certain business with Major Institutional Investors, UCB has entered into a chaperoning agreement with a U.S. registered broker-dealer, Marco Polo Securities Inc. ("Marco Polo"). Transactions in securities discussed in this research report should be affected through Marco Polo or another U.S. registered broker dealer.

Past performance is not necessarily a guide to future performance and no representation or warranty, express or implied, is made by UCB Stock Brokerage Limited (UCB) with respect to future performance. Income from investments may fluctuate. The price or value of the investments to which this research report relates, either directly or indirectly, may fall or rise against the interest of investors. Any recommendation or opinion contained in this research report may become outdated as a consequence of changes in the environment in which the issuer of the securities under analysis operates, in addition to changes in the estimates and forecasts, assumptions and valuation methodology used herein.

No part of the content of this research report may be copied, forwarded or duplicated in any form or by any means without the prior consent of UCB and UCB accepts no liability whatsoever for the actions of third parties in this respect.

EQUITY RECOMMENDATION STRUCTURE (ABSOLUTE RATINGS)

We calculate our target price by weighting DCF, DDM, SOTP, asset-based and other relative valuation methods, and applying appropriate premiums/ discounts and/or other relevant adjustments.

Expected absolute returns are calculated as the % of difference between our target price and latest close price. Stock recommendations are based on absolute upside (downside) and have a 12-month horizon. Please note that future price fluctuations could lead to a temporary mismatch between upside/downside for a stock and our recommendation.

Recommendation Type	Holding period (if not otherwise mentioned)	Absolute Return Potential
Buy	12 Months	More than +15%
Neutral/ Hold	12 Months	Between -5% and +15%
Underweight	12 Months	Less than -5%

ANALYST CERTIFICATION

Respective analyst(s) identified in this report certifies, with respect to the companies or securities that the individual analyses, that (1) the views expressed in this report reflect his or her personal views about all of the subject companies and securities and (2) no part of his or her compensation was, is or will be directly or indirectly dependent on the specific recommendations or views expressed in this report. The research analyst(s) named on this report are not registered / qualified as research analysts with FINRA.

It has not been determined in advance whether and in what intervals this document will be updated. Unless otherwise stated current prices refer to the most recent trading day's closing price.

Contact Us

Research Team

Md. Hasib Reza, CFA	Head of Research	hasib.reza@ucbstock.com.bd	+880 1755 658 997
Anik Mahmood Ibne Anwar, CFA	Deputy Head of Research	anik.mahmood@ucbstock.com.bd	+880 1701 205 074
Fahmid Islam Sathin	Research Associate	fahmid.islam@ucbstock.com.bd	+880 1325 086 738
Nafis Zaki	Research Associate	nafis.zaki@ucbstock.com.bd	+880 1871 891 263
Numair M N Ahmmed	Research Associate	ahmmed.numair@ucbstock.com.bd	+880 1324 719 484

Investment Strategist

Syed Adnan Huda, CFA	First Vice President	adnan@ucbstock.com.bd	+880 1730 325 232
----------------------	----------------------	-----------------------	-------------------

Institutional & Foreign Trade

Tahmidur Rahman	First Assistant Vice President	rahman.tahmidur@ucbstock.com.bd	+880 1726 995 520
-----------------	--------------------------------	---------------------------------	-------------------

Office Premises

Head Office

Gulshan
Bulus Center
+880 2955 8481

Extensions of Head Office

Dilkusha +880 1701 205 090	Dilkusha (NIK Tower) +880 1701 205 000	Dhanmondi +880 1713 205 703	Nikunja +880 1701 205 013	Mohammadpur +880 1324 243 212
Bashundhara +880 1718 106 217	Mirpur-1 +880 1713 205 723	Mirpur-12 +880 1911 197 188	Banasree +880 1701 205 075	Uttara +880 1913 128 156

Branch Offices

Chattogram +880 1701 205 038	Sylhet +880 1713 205 760
--	------------------------------------

Digital Booths

Khulna +880 1717 411 466	Barishal +880 1713 205 762	Cumilla +880 1324 243 163	Jashore +880 1324 243 203	Gazipur +880 1324 243 165
Feni +880 1324 243 210	Khatungonj +880 1713 205 742	Chawkbazar +880 1817 206 965	Madhobdi +880 1324 243 156	
	Narayangonj +880 1324 243 207	Agrabad +880 1324 243 198		