

DSEX WENT UP BY 8.3 POINTS

Market closed flat today with increase in turnover.

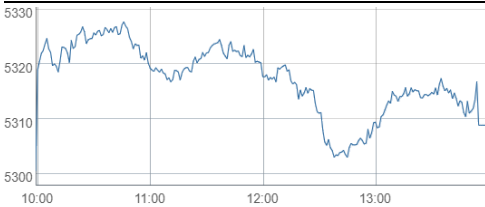
Broad index DSEX went up by 8.3 points.

Services & Real Estate, Food & Allied and Bank are the top three sectors that closed positive today while Travel & Leisure, IT and Paper & Printing are the top three sectors that closed negative today.

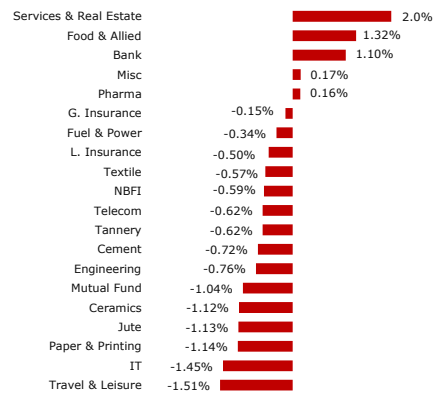
Turnover increased by 7.4% to BDT 10,267mn (USD 84mn).

Bank sector dominated the turnover chart covering 21.4% of the total turnover.

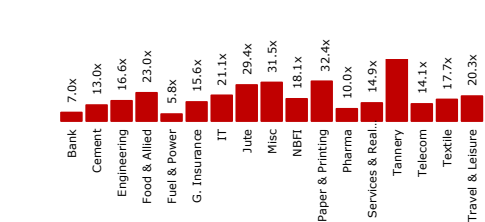
Intraday Performance of DSEX



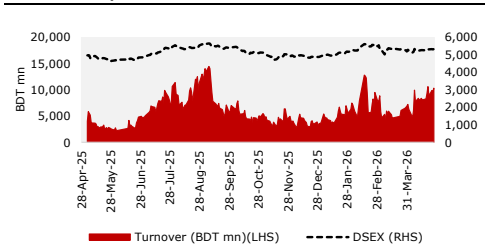
Sector Return



Sector P/E



52 Week Daily Turnover & DSEX



Index

Particulars	Value	Δ Points	Daily Δ %	Dec'25 Value	YTD Δ %
DSEX	5,308.89	8.3	0.16%	4,865.34	9.12%
DS30	2,016.42	(1.3)	-0.07%	1,853.54	8.79%
DSES	1,054.19	(2.5)	-0.23%	1,000.72	5.34%
S&P 500	7,173.91	8.8	0.12%	6,845.50	4.80%
Nikkei 225	59,917.46	(619.9)	-1.02%	50,339.48	19.03%
FTSE 100	10,345.32	24.2	0.23%	9,931.38	4.17%

Market Statistics

Particulars	Today	Last Day	Daily Δ	Daily Δ %	60 Day MA
Turnover (BDT mn)	10,267	9,560	707	7.40%	7,194
Turnover (USD mn)	84	78	6	7.40%	59
Volume (mn)	337	291	46	15.82%	272
Market Cap (BDT bn)	6,852	6,838	14	0.20%	
Market Cap (USD bn)	56	56	0	0.20%	
Market P/E (x)	10.8				
Particulars	Galner	Loser	Unchanged		
Market Breadth	90	251	54		

Sector Statistics

Sector	Market Cap (BDTmn)	% of total Market Cap	Sector Return	Turnover (BDTmn)	% of total Turnover
Bank	737,778	21.73%	1.1%	2,196.5	21.39%
Pharma	558,447	16.45%	0.2%	866.9	8.44%
Telecom	503,993	14.85%	-0.6%	95.9	0.93%
Fuel & Power	276,318	8.14%	-0.3%	466.1	4.54%
Engineering	272,608	8.03%	-0.8%	918.0	8.94%
Food & Allied	228,731	6.74%	1.3%	574.1	5.59%
Misc	218,836	6.45%	0.2%	520.8	5.07%
Textile	119,345	3.52%	-0.6%	998.0	9.72%
G. Insurance	103,629	3.05%	-0.2%	2,025.6	19.73%
NBFI	89,719	2.64%	-0.6%	74.4	0.72%
Cement	86,689	2.55%	-0.7%	48.7	0.47%
L. Insurance	51,411	1.51%	-0.5%	343.0	3.34%
Travel & Leisure	31,252	0.92%	-1.5%	38.6	0.38%
IT	27,005	0.80%	-1.4%	248.3	2.42%
Mutual Fund	25,199	0.74%	-1.0%	116.1	1.13%
Services & Real Estate	24,108	0.71%	2.0%	265.5	2.59%
Tannery	23,526	0.69%	0.6%	249.3	2.43%
Paper & Printing	20,822	0.61%	-1.1%	117.3	1.14%

Top Turnover

Ticker	Close Price (BDT)	Daily Δ %	Turnover (BDTmn)	Volume (mn)	P/E (x)
NCCBANK	17.30	20.98%	848.37	51.64	4.03
CRYSTALINS	86.40	3.10%	473.52	5.44	25.87
CITYBANK	32.90	-1.20%	344.89	10.46	3.78
LOVELLO	88.20	3.40%	260.60	3.01	20.70
APEXSPINN	369.00	8.66%	227.17	0.66	109.17

Top Gainers

Ticker	Close Price (BDT)	Daily Δ %	Turnover (BDTmn)	Volume (mn)	P/E (x)
NCCBANK	17.30	20.98%	848.37	51.64	4.03
RELIANCINS	89.30	9.98%	109.45	1.23	10.61
APEXTANRY	99.90	9.42%	48.23	0.49	n/a
SOUTHEASTB	10.60	9.28%	86.32	8.36	5.45
SHEPHERD	17.00	8.97%	120.57	7.29	n/a

Top Losers

Ticker	Close Price (BDT)	Daily Δ %	Turnover (BDTmn)	Volume (mn)	P/E (x)
PREMIERLEA	2.10	-8.70%	2.71	1.28	n/a
FAREASTFIN	2.20	-8.33%	2.97	1.34	n/a
FASFIN	2.30	-8.00%	1.99	0.85	n/a
ISNLTD	68.50	-7.31%	42.26	0.58	3,425.00
HFL	14.00	-7.28%	4.95	0.35	n/a

NCCBANK

Dividend Declaration

The Board of Directors has recommended 21% Dividend (17% Cash and 4% Stock) for the year ended December 31, 2025. Date of AGM: 24.06.2026, Time: 12:00 Noon, Venue: Digital Platform. Record Date: 21.05.2026. The Company has also reported Consolidated EPS of Tk. 4.29, Consolidated NAV per share of Tk. 27.20 and Consolidated NOCFPS of Tk. 14.15 for the year ended December 31, 2025 as against Tk. 3.94 (restated), Tk. 24.32 (restated) and Tk. 2.83 respectively for the year ended December 31, 2024. Reasons for declaration of Stock Dividend: i) Strengthening the capital base to support business growth and improve regulatory ratios of the Bank; ii) Profitable investment or reinvestment; iii) Stock dividend has been declared out of the current year's profit of the Bank; and iv) Stock dividend has not declared from capital reserve or revaluation reserve or any unrealized gain or out of profit earned prior to incorporation of the company or through reducing paid-up capital or through doing anything so that the post-dividend retained earnings become negative or a debit balance.

BEACONPHAR

Q3 Financials

EPS was Tk. 1.22 for January-March 2026 as against Tk. 0.28 for January-March 2025; EPS was Tk. 5.95 for July 2025-March 2026 as against Tk. 3.75 for July 2024-March 2025. NOCFPS was Tk. 9.45 for July 2025-March 2026 as against Tk. 5.45 for July 2024-March 2025. NAV per share was Tk. 33.55 as on March 31, 2026 and Tk. 28.86 as on June 30, 2025. Reasons for deviation: Revenue growth in the prior year was constrained due to socio-political factors, which also impacted operating cash flows. However, in the current year's third quarter, the company has recovered and achieved strong revenue growth. As a result, improved cash collections have led to a notable increase in NOCFPS, reflecting better operational performance and liquidity compared to the same period last year. Reasons for deviation: Revenue growth in the prior year was constrained due to socio-political factors, which also impacted operating cash flows. However, in the current year's third quarter, the company has recovered and achieved strong revenue growth. As a result, improved cash collections have led to a notable increase in NOCFPS, reflecting better operational performance and liquidity compared to the same period last year.

MONNOFABR

Q3 Financials

EPS was Tk. (0.02) for January-March 2026 as against Tk. 0.02 for January-March 2025; EPS was Tk. 0.01 for July 2025-March 2026 as against Tk. 0.09 for July 2024-March 2025. NOCFPS was Tk. 1.38 for July 2025-March 2026 as against Tk. 0.39 for July 2024-March 2025. NAV per share was Tk. 25.39 as on March 31, 2026 and Tk. 25.39 as on June 30, 2025.

Block Trade

Ticker	Max Price (BDT)	Min Price (BDT)	No. of Trades	Volume	Value (BDTmn)
AGNISYSL	25.8	25.8	1	47000	1.213
APEXFOOT	215.8	215.8	1	5000	1.079
APEXSPINN	353	311.5	34	328718	109.315
ASIATICLAB	106	95.8	5	69247	7.078
BANKASIA	21.5	21.5	1	78000	1.677
BEXIMCO	99.9	99.9	1	5499	0.549
BNICL	86	86	2	19894	1.711
CAPMBDBLMF	12.1	12.1	4	400105	4.841
CENTRALINS	46.4	46.4	1	19902	0.923
CITYBANK	33.3	33.3	1	50000	1.665
CITYGENINS	108	91.7	4	136314	12.923
CLICL	63	63	1	9500	0.599
CRYSTALINS	90	90	1	10500	0.945
DOMINAGE	60.8	59	7	367391	21.883
ETL	11.1	11.1	1	73000	0.81
FEDERALINS	20.7	20.7	1	248159	5.137
FINEFOODS	500	450	9	87319	41.055
GLOBALINS	34.8	34.8	1	43000	1.496
GQBALLPEN	596	555.1	15	67380	38.103
HAKKANIPUL	70.3	70.3	1	7700	0.541
IBNSINA	285	285	1	4825	1.375
ICBEPMF151	5.6	5.6	1	146000	0.818
ISLAMIIINS	42.9	42.9	1	72644	3.116
ISNLTD	81.1	81.1	1	130720	10.601
KAY&QUE	443.3	443.3	1	2400	1.064
KBPPWBIL	44.1	44.1	3	49200	2.17
KDSALTD	50	50	1	10000	0.5
KEYACOSMET	5	5	1	100000	0.5
LOVELLO	93.8	93.8	1	11361	1.066
MAKSONSPIN	6.1	6.1	1	119000	0.726
MONNOFABR	22.8	22.5	2	60000	1.361
NAVANAPHAR	64.6	64.6	1	12222	0.79
NCCBANK	15.8	15.8	2	700000	11.06
NORTHRNINS	29.8	29.8	2	647700	19.301
ORIONINFU	335	335	1	5400	1.809
PHENIXINS	43.5	43.5	1	12420	0.54
PROVATIINS	36.1	36.1	1	50000	1.805
PTL	69.9	60	8	90267	5.506
RELIANCINS	89.3	89.3	1	10000	0.893
RUNNERAUTO	35.5	35.5	1	1350000	47.925
SIPLC	75	75	1	12000	0.9
SLIPLC	73.7	73.7	1	54000	3.98
UNIONINS	40.4	40.4	1	14000	0.566

আজই ডাউনলোড করুন,
নিজের ট্রেড নিজে করুন।

 **TRADE**



GET IT ON
Google Play

Download on the
App Store

Contact Us

Research Team

Md. Hasib Reza, CFA	Head of Research	hasib.reza@ucbstock.com.bd	+880 1755 658 997
Anik Mahmood Ibne Anwar, CFA	Deputy Head of Research	anik.mahmood@ucbstock.com.bd	+880 1701 205 074
Fahmid Islam Sadhin	Research Associate	fahmid.islam@ucbstock.com.bd	+880 1325 086 738
Nafis Zaki	Research Associate	nafis.zaki@ucbstock.com.bd	+880 1871 891 263
Numair M N Ahmmed	Research Associate	ahmmed.numair@ucbstock.com.bd	+880 1324 719 484

Investment Strategist

Syed Adnan Huda, CFA	First Vice President	adnan@ucbstock.com.bd	+880 1730 325 232
----------------------	----------------------	-----------------------	-------------------

Institutional & Foreign Trade

Tahmidur Rahman	First Assistant Vice President	rahman.tahmidur@ucbstock.com.bd	+880 1726 995 520
-----------------	--------------------------------	---------------------------------	-------------------

Office Premises

Head Office

Gulshan
Bulus Center
+880 2955 8481

Extensions of Head Office

Dilkusha +880 1701 205 090	Dilkusha (NIK Tower) +880 1701 205 000	Dhanmondi +880 1713 205 703	Nikunja +880 1701 205 013	Mohammadpur +880 1324 243 212
Bashundhara +880 1718 106 217	Mirpur-1 +880 1713 205 723	Mirpur-12 +880 1911 197 188	Banasree +880 1701 205 075	Uttara +880 1913 128 156

Branch Offices

Chattogram +880 1701 205 038	Sylhet +880 1713 205 760
----------------------------------------	------------------------------------

Digital Booths

Khulna +880 1717 411 466	Barishal +880 1713 205 762	Cumilla +880 1324 243 163	Jashore +880 1324 243 203	Gazipur +880 1324 243 165
Feni +880 1324 243 210	Khatungonj +880 1713 205 742	Chawkbazar +880 1817 206 965	Madhobdi +880 1324 243 156	
	Narayangonj +880 1324 243 207	Agrabad +880 1324 243 198		