

DSEX WENT DOWN BY 10.6 POINTS

Market closed flat today with decrease in turnover.

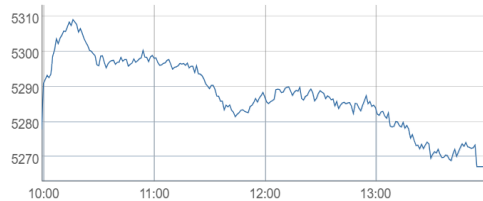
Broad index DSEX went down by 10.6 points.

Ceramics, Paper & Printing and Pharma are the top three sectors that closed positive today while L. Insurance, Tannery and Services & Real Estate are the top three sectors that closed negative today.

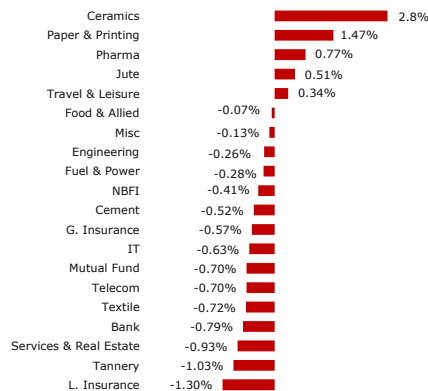
Turnover decreased by 5.1% to BDT 8,323mn (USD 68mn).

Bank sector dominated the turnover chart covering 15.5% of the total turnover.

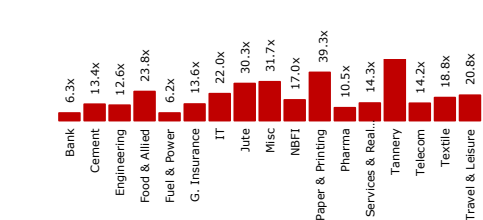
Intraday Performance of DSEX



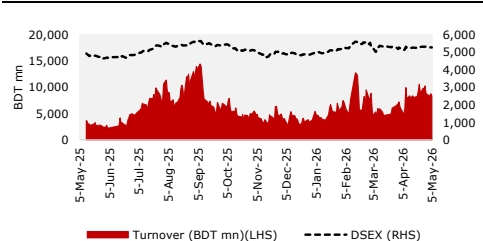
Sector Return



Sector P/E



52 Week Daily Turnover & DSEX



Index

Particulars	Value	Δ Points	Daily Δ %	Dec'25 Value	YTD Δ %
DSEX	5,267.23	(10.6)	-0.20%	4,865.34	8.26%
DS30	2,017.16	(5.9)	-0.29%	1,853.54	8.83%
DSES	1,060.44	5.6	0.53%	1,000.72	5.97%
S&P 500	7,200.75	(29.4)	-0.41%	6,845.50	5.19%
Nikkei 225	59,513.12	228.2	0.38%	50,339.48	18.22%
FTSE 100	10,280.11	(83.8)	-0.81%	9,931.38	3.51%

Market Statistics

Particulars	Today	Last Day	Daily Δ	Daily Δ %	60 Day MA
Turnover (BDT mn)	8,323	8,770	-447	-5.09%	7,433
Turnover (USD mn)	68	71	-4	-5.09%	61
Volume (mn)	266	301	-35	-11.67%	282
Market Cap (BDT bn)	6,803	6,810	-7	-0.11%	
Market Cap (USD bn)	55	55	0	-0.11%	
Market P/E (x)	10.5				

Particulars	Winner	Loser	Unchanged
Market Breadth	107	227	59

Sector Statistics

Sector	Market Cap (BDTmn)	% of total Market Cap	Sector Return	Turnover (BDTmn)	% of total Turnover
Bank	710,853	21.10%	-0.8%	1,289.3	15.49%
Pharma	559,999	16.62%	0.8%	1,273.1	15.30%
Telecom	507,347	15.06%	-0.7%	120.2	1.44%
Fuel & Power	276,130	8.19%	-0.3%	372.3	4.47%
Engineering	274,338	8.14%	-0.3%	1,104.1	13.27%
Food & Allied	225,444	6.69%	-0.1%	520.7	6.26%
Misc	219,828	6.52%	-0.1%	462.0	5.55%
Textile	119,359	3.54%	-0.7%	927.8	11.15%
G. Insurance	99,453	2.95%	-0.6%	733.3	8.81%
NBFI	89,609	2.66%	-0.4%	70.9	0.85%
Cement	87,666	2.60%	-0.5%	47.7	0.57%
L. Insurance	51,066	1.52%	-1.3%	225.0	2.70%
Travel & Leisure	31,738	0.94%	0.3%	62.9	0.76%
IT	27,578	0.82%	-0.6%	226.6	2.72%
Mutual Fund	25,082	0.74%	-0.7%	108.9	1.31%
Services & Real Estate	23,342	0.69%	-0.9%	78.7	0.95%
Tannery	23,191	0.69%	-1.0%	164.4	1.97%
Paper & Printing	21,158	0.63%	1.5%	187.2	2.25%

Top Turnover

Ticker	Close Price (BDT)	Daily Δ %	Turnover (BDTmn)	Volume (mn)	P/E (x)
BXPHARMA	126.00	7.69%	381.40	3.08	8.01
DOMINAGE	70.30	7.33%	268.50	3.60	n/a
MONOCERA	95.00	9.95%	264.13	2.84	296.88
CITYBANK	27.50	-3.85%	262.95	9.46	4.35
NCCBANK	16.80	-1.75%	245.77	11.31	3.92

Top Gainers

Ticker	Close Price (BDT)	Daily Δ %	Turnover (BDTmn)	Volume (mn)	P/E (x)
MONOCERA	95.00	9.95%	264.13	2.84	296.88
EMERALDOIL	15.50	9.93%	4.13	0.27	4.64
KPPL	15.90	9.66%	19.33	1.23	n/a
BXPHARMA	126.00	7.69%	381.40	3.08	8.01
DOMINAGE	70.30	7.33%	268.50	3.60	n/a

Top Losers

Ticker	Close Price (BDT)	Daily Δ %	Turnover (BDTmn)	Volume (mn)	P/E (x)
APEXSPINN	330.60	-8.60%	129.00	0.21	96.86
PREMIERLEA	2.30	-8.00%	1.17	0.50	n/a
GSPFINANCE	4.00	-6.98%	0.63	0.16	n/a
BAYLEASING	4.40	-6.38%	5.94	0.22	n/a
EPGL	17.70	-5.85%	17.50	0.97	n/a

LHB

Board Meeting schedule under LR 16(1)

As per Regulation 16(1) of the Dhaka Stock Exchange (Listing) Regulations, 2015, the Company has informed that a meeting of the Board of Directors will be held on May 12, 2026 at 4:00 pm to consider, among others, Un-Audited Financial Statements for the First Quarter (Q1) period ended March 31, 2026.

Block Trade

Ticker	Max Price (BDT)	Min Price (BDT)	No. of Trades	Volume	Value (BDTmn)
AIL	33	33	1	16976	0.56
AL-HAJTEX	99.9	99.9	1	5010	0.5
ALLTEX	15.5	15.5	1	35000	0.542
APEXFOODS	275	274	3	9250	2.541
APEXSPINN	360	355	2	12896	4.595
ARGONDENIM	18.4	18.4	1	30865	0.568
ASJAINS	41.7	41.7	1	23496	0.98
ASIATICLAB	97	97	1	38011	3.687
BDTHAIFOOD	20.1	20.1	1	77482	1.557
BEXIMCO	99.9	99.9	1	5006	0.5
BNICL	81	81	2	57000	4.617
CENTRALINS	42.5	41.2	3	103015	4.283
CITYGENINS	101	91.5	9	979209	97.342
DAFODILCOM	118	117	10	168843	19.873
DOMINAGE	65.2	64	3	220800	14.148
FEDERALINS	24.8	20.5	8	1179524	24.28
FINEFOODS	510	490.1	9	70184	35.15
GQBALLPEN	625	600	12	38483	23.374
ICBEPMF1S1	6.2	5.7	3	579000	3.388
JAMUNAOIL	171	171	1	11258	1.925
KBPPWBIL	45	45	1	14103	0.635
LOVELLO	86.9	80	2	50004	4.173
MHSML	22.2	22.2	2	100035	2.221
NAVANAPHAR	65	59.8	2	61000	3.705
NORTHRNINS	27.9	27.9	6	648956	18.106
ORIONINFU	323.9	323.9	1	3001	0.972
PADMAOIL	178	178	1	10900	1.94
PEOPLESINS	57.2	57.2	1	10000	0.572
PF1STMF	7.5	7.5	1	295000	2.212
PIONEERINS	64.7	64.7	1	20000	1.294
PRIMEBANK	26.5	26.5	1	35000	0.927
PTL	66	55.9	5	213471	13.43
SALVO	34	30.5	3	99900	3.127
SAPORTL	51.5	46.3	4	76722	3.838
SHEPHERD	18.4	18.4	1	50000	0.92
SIMTEX	26	26	1	25000	0.65
ZEALBANGLA	110	110	1	5000	0.55

Disclaimer

For U.S. persons only: This research report is a product of UCB Stock Brokerage Ltd. ("UCB"), a company authorized to engage in securities activities in Bangladesh, under Marco Polo Securities 15a-6 chaperone service, which is the employer of the research analyst(s) who has prepared the research report. The research analyst(s) preparing the research report is/are resident outside the United States (U.S.) and are not associated persons of any U.S. regulated broker-dealer and therefore the analyst(s) is/are not subject to supervision by a U.S. broker-dealer, and is/are not required to satisfy the regulatory licensing requirements of FINRA or required to otherwise comply with U.S. rules or regulations regarding, among other things, communications with a subject company, public appearances and trading securities held by a research analyst account.

Research reports are intended for distribution by only to "Major Institutional Investors" as defined by Rule 15a-6(b)(4) of the U.S. Securities and Exchange Act, 1934 (the Exchange Act) and interpretations thereof by U.S. Securities and Exchange Commission (SEC) in reliance on Rule 15a-6(a)(2). If the recipient of this report is not a Major Institutional Investor as specified above, then it should not act upon this report and return the same to the sender. Further, this report may not be copied, duplicated and/or transmitted onward to any U.S. person, which is not the Major Institutional Investor. In reliance on the exemption from registration provided by Rule 15a-6 of the Exchange Act and interpretations thereof by the SEC in order to conduct certain business with Major Institutional Investors, UCB has entered into a chaperoning agreement with a U.S. registered broker-dealer, Marco Polo Securities Inc. ("Marco Polo"). Transactions in securities discussed in this research report should be affected through Marco Polo or another U.S. registered broker dealer.

Past performance is not necessarily a guide to future performance and no representation or warranty, express or implied, is made by UCB Stock Brokerage Limited (UCB) with respect to future performance. Income from investments may fluctuate. The price or value of the investments to which this research report relates, either directly or indirectly, may fall or rise against the interest of investors. Any recommendation or opinion contained in this research report may become outdated as a consequence of changes in the environment in which the issuer of the securities under analysis operates, in addition to changes in the estimates and forecasts, assumptions and valuation methodology used herein.

No part of the content of this research report may be copied, forwarded or duplicated in any form or by any means without the prior consent of UCB and UCB accepts no liability whatsoever for the actions of third parties in this respect.

EQUITY RECOMMENDATION STRUCTURE (ABSOLUTE RATINGS)

We calculate our target price by weighting DCF, DDM, SOTP, asset-based and other relative valuation methods, and applying appropriate premiums/ discounts and/or other relevant adjustments.

Expected absolute returns are calculated as the % of difference between our target price and latest close price. Stock recommendations are based on absolute upside (downside) and have a 12-month horizon. Please note that future price fluctuations could lead to a temporary mismatch between upside/downside for a stock and our recommendation.

Recommendation Type	Holding period (if not otherwise mentioned)	Absolute Return Potential
Buy	12 Months	More than +15%
Neutral/ Hold	12 Months	Between -5% and +15%
Underweight	12 Months	Less than -5%

ANALYST CERTIFICATION

Respective analyst(s) identified in this report certifies, with respect to the companies or securities that the individual analyses, that (1) the views expressed in this report reflect his or her personal views about all of the subject companies and securities and (2) no part of his or her compensation was, is or will be directly or indirectly dependent on the specific recommendations or views expressed in this report. The research analyst(s) named on this report are not registered / qualified as research analysts with FINRA.

It has not been determined in advance whether and in what intervals this document will be updated. Unless otherwise stated current prices refer to the most recent trading day's closing price.

Contact Us

Research Team

Md. Hasib Reza, CFA	Head of Research	hasib.reza@ucbstock.com.bd	+880 1755 658 997
Anik Mahmood Ibne Anwar, CFA	Deputy Head of Research	anik.mahmood@ucbstock.com.bd	+880 1701 205 074
Fahmid Islam Sathin	Research Associate	fahmid.islam@ucbstock.com.bd	+880 1325 086 738
Numair M N Ahmmed	Research Associate	ahmmed.numair@ucbstock.com.bd	+880 1324 719 484

Institutional & Foreign Trade

Tahmidur Rahman	First Assistant Vice President	rahman.tahmidur@ucbstock.com.bd	+880 1726 995 520
-----------------	--------------------------------	---------------------------------	-------------------

Office Premises

Head Office

Gulshan
Bulus Center
+880 2955 8481

Extensions of Head Office

Dilkusha +880 1701 205 090	Dilkusha (NIK Tower) +880 1701 205 000	Dhanmondi +880 1713 205 703	Nikunja +880 1701 205 013	Mohammadpur +880 1324 243 212
Bashundhara +880 1718 106 217	Mirpur-1 +880 1713 205 723	Mirpur-12 +880 1911 197 188	Banasree +880 1701 205 075	Uttara +880 1913 128 156

Branch Offices

Chattogram +880 1701 205 038	Sylhet +880 1713 205 760
---------------------------------	-----------------------------

Digital Booths

Khulna +880 1717 411 466	Barishal +880 1713 205 762	Cumilla +880 1324 243 163	Jashore +880 1324 243 203	Gazipur +880 1324 243 165
Feni +880 1324 243 210	Khatungonj +880 1713 205 742	Chawkbazar +880 1817 206 965	Madhobdi +880 1324 243 156	
	Narayangonj +880 1324 243 207	Agrabad +880 1324 243 198		