

DSEX WENT DOWN BY 18.9 POINTS

Market closed negative today with decrease in turnover.

Broad index DSEX went down by 18.9 points.

Textile, Ceramics and Misc are the top three sectors that closed positive today while NBFI, L. Insurance and G. Insurance are the top three sectors that closed negative today.

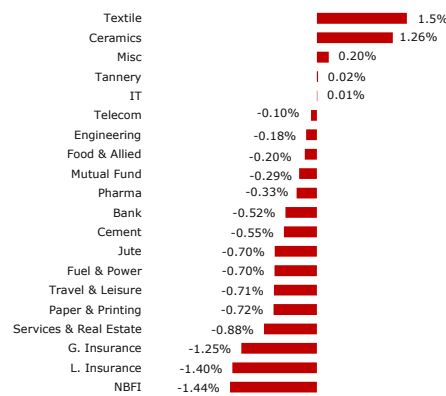
Turnover decreased by 7.8% to BDT 7,677mn (USD 62mn).

Textile sector dominated the turnover chart covering 14.8% of the total turnover.

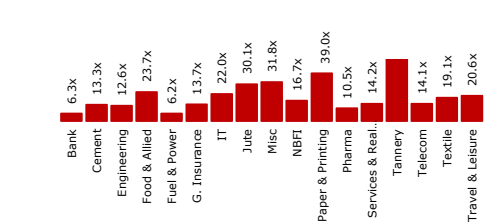
Intraday Performance of DSEX



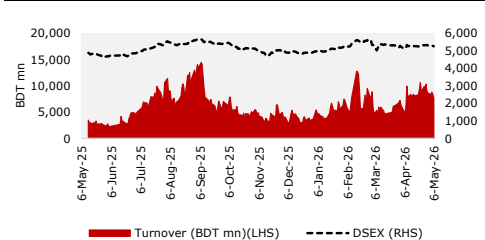
Sector Return



Sector P/E



52 Week Daily Turnover & DSEX



Index

Particulars	Value	Δ Points	Daily Δ %	Dec'25 Value	YTD Δ %
DSEX	5,248.37	(18.9)	-0.36%	4,865.34	7.87%
DS30	2,009.09	(8.1)	-0.40%	1,853.54	8.39%
DSES	1,058.51	(1.9)	-0.18%	1,000.72	5.78%
S&P 500	7,259.22	58.5	0.81%	6,845.50	6.04%
Nikkei 225	59,513.12	228.2	0.38%	50,339.48	18.22%
FTSE 100	10,406.35	188.3	1.84%	9,931.38	4.78%

Market Statistics

Particulars	Today	Last Day	Daily Δ	Daily Δ %	60 Day MA
Turnover (BDT mn)	7,677	8,323	-646	-7.76%	7,455
Turnover (USD mn)	62	68	-5	-7.76%	61
Volume (mn)	247	266	-19	-6.99%	283
Market Cap (BDT bn)	6,799	6,803	-4	-0.06%	
Market Cap (USD bn)	55	55	0	-0.06%	
Market P/E (x)	10.5				
Particulars	Galner	Loser	Unchanged		
Market Breadth	108	216	67		

Sector Statistics

Sector	Market Cap (BDTmn)	% of total Market Cap	Sector Return	Turnover (BDTmn)	% of total Turnover
Bank	707,157	21.05%	-0.5%	744.5	9.70%
Pharma	558,127	16.62%	-0.3%	1,038.0	13.52%
Telecom	506,860	15.09%	-0.1%	73.5	0.96%
Fuel & Power	274,193	8.16%	-0.7%	271.2	3.53%
Engineering	273,854	8.15%	-0.2%	1,072.2	13.97%
Food & Allied	224,992	6.70%	-0.2%	498.1	6.49%
Misc	220,265	6.56%	0.2%	536.6	6.99%
Textile	121,145	3.61%	1.5%	1,133.8	14.77%
G. Insurance	98,205	2.92%	-1.3%	686.9	8.95%
NBFI	88,318	2.63%	-1.4%	66.2	0.86%
Cement	87,185	2.60%	-0.5%	43.1	0.56%
L. Insurance	50,351	1.50%	-1.4%	221.3	2.88%
Travel & Leisure	31,512	0.94%	-0.7%	39.2	0.51%
IT	27,580	0.82%	0.0%	255.2	3.32%
Mutual Fund	25,009	0.74%	-0.3%	101.4	1.32%
Tannery	23,196	0.69%	0.0%	157.0	2.05%
Services & Real Estate	23,137	0.69%	-0.9%	79.2	1.03%
Paper & Printing	21,005	0.63%	-0.7%	181.7	2.37%

Top Turnover

Ticker	Close Price (BDT)	Daily Δ %	Turnover (BDTmn)	Volume (mn)	P/E (x)
MONOCERA	104.20	9.68%	389.75	3.82	325.63
DOMINAGE	71.50	1.71%	341.38	4.60	n/a
QGBALLPEN	665.80	2.15%	232.34	0.32	n/a
MALEKSPIN	29.50	5.73%	219.62	7.48	5.48
TECHNODRUG	40.20	5.79%	213.77	5.36	25.55

Top Gainers

Ticker	Close Price (BDT)	Daily Δ %	Turnover (BDTmn)	Volume (mn)	P/E (x)
MONOCERA	104.20	9.68%	389.75	3.82	325.63
YPL	22.70	9.66%	20.47	0.93	n/a
MHSML	23.90	9.63%	124.91	5.24	22.13
SILCOPHL	16.00	8.11%	64.53	4.14	37.50
SICL	31.70	7.46%	56.41	1.80	37.74

Top Losers

Ticker	Close Price (BDT)	Daily Δ %	Turnover (BDTmn)	Volume (mn)	P/E (x)
FAREASTFIN	2.10	-8.70%	1.24	0.58	n/a
ILFSL	2.10	-8.70%	1.54	0.71	n/a
PREMIERLEA	2.10	-8.70%	2.92	1.38	n/a
UNITEDINS	42.40	-7.42%	16.92	0.40	44.17
BIFC	4.30	-6.52%	0.22	0.05	n/a

BRACBANK

Board Meeting schedule under LR 16(1)

As per Regulation 16(1) of the Dhaka Stock Exchange (Listing) Regulations, 2015, the Company has informed that a meeting of the Board of Directors will be held on May 12, 2026 at 3:00 pm to consider, among others, Un-Audited Financial Statements for the First Quarter (Q1) period ended March 31, 2026.

UTTARABANK

No BSEC Approval Required for Stock Dividend Declaration

Refer to their earlier news disseminated by DSE on 30.04.2026, the company has further informed that the Board of Directors of the company in its 856th meeting held on 29 April, 2026 inducted Mr. Asif Rahman as a Shareholder Director (holding 2.42% shares) in the Board of Directors of the Bank. As a result, the collective shareholding of the Board of Directors stood at 30.531%. After induction of Mr. Asif Rahman, the Board recommended for Stock Dividend for the year-2025. It is mentionable that the post of Director of Mr. Asif Rahman was vacant for a brief period from 29.07.2025 to 28.04.2026 (till his induction). The company has further informed that 2.42% individual share holding of Mr. Asif Rahman were still in Block Module with CDBL. After induction of Mr. Asif Rahman the total Share Holding position on 29.04.2026 of the Bank stood at 30.531%. In view of above, no further approval from BSEC is required for recommendation of Stock Dividend as the minimum collective shareholding of the Board of Directors is maintained after induction of Mr. Asif Rahman as shareholder Director. As such, the company has requested to disregard the news regarding requirement of approval of BSEC for declaration of Stock Dividend.

UNITEDINS

Q1 Financials

EPS was Tk. 0.24 for January-March 2026 as against Tk. 0.45 for January-March 2025. NOCFPS was Tk. (2.79) for January-March 2026 as against Tk. 0.11 for January-March 2025. NAV per share was Tk. 32.11 as on March 31, 2026 and Tk. 31.04 as on December 31, 2025. EPS is lower than same period of previous year due to higher claim expense and lower investment income. NOCFPS is lower than corresponding period of previous year due to higher payment and lower collection.

Block Trade

Ticker	Max Price (BDT)	Min Price (BDT)	No. of Trades	Volume	Value (BDTmn)
ABB1STMF	3.4	3.4	1	200000	0.68
ALLTEX	15.6	15.6	1	40000	0.624
APEXSPINN	342	341	3	30000	10.255
ASJATICLAB	103	103	3	170000	17.51
BBS	11.2	11.2	1	200000	2.24
CAPMBDBLMF	12.1	12.1	1	100000	1.21
CITYGENINS	97	92	3	169006	15.969
CRYSTALINS	72	72	1	100000	7.2
DAFODILCOM	122	120	12	88452	10.679
DOMINAGE	66	66	1	303030	20
FINEFOODS	530	500	10	68039	34.63
GBBPOWER	7.3	7.3	1	70762	0.517
GQBALLPEN	625.1	610	5	24219	14.967
KDSALTD	50	50	1	10000	0.5
LOVELLO	87.9	79	2	223500	19.436
MEGCONMILK	36	36	1	53000	1.908
MHSML	23.2	21.5	17	1428653	31.751
NCCBANK	18.4	15.3	5	3965452	72.242
NITOLINS	31.3	31.3	1	60000	1.878
PRAGATILIF	206.2	206.2	1	2600	0.536
PTL	65.3	65.3	1	7768	0.507
SAIHAMCOT	22.5	19.5	9	1526000	34.257
SALVO	32.3	32.3	1	15700	0.507
SAPORTL	55	55	1	72000	3.96
SIMTEX	25.8	25.8	1	20000	0.516
SONALIPAPR	235	235	1	7000	1.645
SQRPHARMA	228.7	228.7	1	3647	0.834
STANDARINS	47.5	39.9	2	70000	2.907
SUNLIFEINS	71	71	1	10000	0.71
TECHNODRUG	41.5	41.5	1	102000	4.233
ZEALBANGLA	113	113	1	5000	0.565

Disclaimer

For U.S. persons only: This research report is a product of UCB Stock Brokerage Ltd. ("UCB"), a company authorized to engage in securities activities in Bangladesh, under Marco Polo Securities 15a-6 chaperone service, which is the employer of the research analyst(s) who has prepared the research report. The research analyst(s) preparing the research report is/are resident outside the United States (U.S.) and are not associated persons of any U.S. regulated broker-dealer and therefore the analyst(s) is/are not subject to supervision by a U.S. broker-dealer, and is/are not required to satisfy the regulatory licensing requirements of FINRA or required to otherwise comply with U.S. rules or regulations regarding, among other things, communications with a subject company, public appearances and trading securities held by a research analyst account.

Research reports are intended for distribution by only to "Major Institutional Investors" as defined by Rule 15a-6(b)(4) of the U.S. Securities and Exchange Act, 1934 (the Exchange Act) and interpretations thereof by U.S. Securities and Exchange Commission (SEC) in reliance on Rule 15a-6(a)(2). If the recipient of this report is not a Major Institutional Investor as specified above, then it should not act upon this report and return the same to the sender. Further, this report may not be copied, duplicated and/or transmitted onward to any U.S. person, which is not the Major Institutional Investor. In reliance on the exemption from registration provided by Rule 15a-6 of the Exchange Act and interpretations thereof by the SEC in order to conduct certain business with Major Institutional Investors, UCB has entered into a chaperoning agreement with a U.S. registered broker-dealer, Marco Polo Securities Inc. ("Marco Polo"). Transactions in securities discussed in this research report should be affected through Marco Polo or another U.S. registered broker dealer.

Past performance is not necessarily a guide to future performance and no representation or warranty, express or implied, is made by UCB Stock Brokerage Limited (UCB) with respect to future performance. Income from investments may fluctuate. The price or value of the investments to which this research report relates, either directly or indirectly, may fall or rise against the interest of investors. Any recommendation or opinion contained in this research report may become outdated as a consequence of changes in the environment in which the issuer of the securities under analysis operates, in addition to changes in the estimates and forecasts, assumptions and valuation methodology used herein.

No part of the content of this research report may be copied, forwarded or duplicated in any form or by any means without the prior consent of UCB and UCB accepts no liability whatsoever for the actions of third parties in this respect.

EQUITY RECOMMENDATION STRUCTURE (ABSOLUTE RATINGS)

We calculate our target price by weighting DCF, DDM, SOTP, asset-based and other relative valuation methods, and applying appropriate premiums/ discounts and/or other relevant adjustments.

Expected absolute returns are calculated as the % of difference between our target price and latest close price. Stock recommendations are based on absolute upside (downside) and have a 12-month horizon. Please note that future price fluctuations could lead to a temporary mismatch between upside/downside for a stock and our recommendation.

Recommendation Type	Holding period (if not otherwise mentioned)	Absolute Return Potential
Buy	12 Months	More than +15%
Neutral/ Hold	12 Months	Between -5% and +15%
Underweight	12 Months	Less than -5%

ANALYST CERTIFICATION

Respective analyst(s) identified in this report certifies, with respect to the companies or securities that the individual analyses, that (1) the views expressed in this report reflect his or her personal views about all of the subject companies and securities and (2) no part of his or her compensation was, is or will be directly or indirectly dependent on the specific recommendations or views expressed in this report. The research analyst(s) named on this report are not registered / qualified as research analysts with FINRA.

It has not been determined in advance whether and in what intervals this document will be updated. Unless otherwise stated current prices refer to the most recent trading day's closing price.

Contact Us

Research Team

Md. Hasib Reza, CFA	Head of Research	hasib.reza@ucbstock.com.bd	+880 1755 658 997
Anik Mahmood Ibne Anwar, CFA	Deputy Head of Research	anik.mahmood@ucbstock.com.bd	+880 1701 205 074
Fahmid Islam Sathin	Research Associate	fahmid.islam@ucbstock.com.bd	+880 1325 086 738
Numair M N Ahmmed	Research Associate	ahmmed.numair@ucbstock.com.bd	+880 1324 719 484

Institutional & Foreign Trade

Tahmidur Rahman	First Assistant Vice President	rahman.tahmidur@ucbstock.com.bd	+880 1726 995 520
-----------------	--------------------------------	---------------------------------	-------------------

Office Premises

Head Office

Gulshan
Bulus Center
+880 2955 8481

Extensions of Head Office

Dilkusha +880 1701 205 090	Dilkusha (NIK Tower) +880 1701 205 000	Dhanmondi +880 1713 205 703	Nikunja +880 1701 205 013	Mohammadpur +880 1324 243 212
Bashundhara +880 1718 106 217	Mirpur-1 +880 1713 205 723	Mirpur-12 +880 1911 197 188	Banasree +880 1701 205 075	Uttara +880 1913 128 156

Branch Offices

Chattogram +880 1701 205 038	Sylhet +880 1713 205 760
--	------------------------------------

Digital Booths

Khulna +880 1717 411 466	Barishal +880 1713 205 762	Cumilla +880 1324 243 163	Jashore +880 1324 243 203	Gazipur +880 1324 243 165
Feni +880 1324 243 210	Khatungonj +880 1713 205 742	Chawkbazar +880 1817 206 965	Madhobdi +880 1324 243 156	
	Narayangonj +880 1324 243 207	Agrabad +880 1324 243 198		