

DSEX WENT UP BY 8.4 POINTS

Market closed flat today with decrease in turnover.

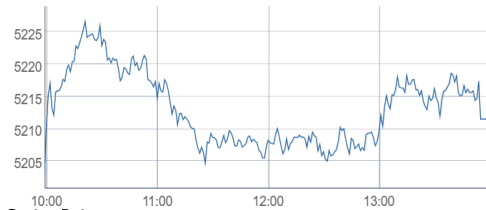
Broad index DSEX went up by 8.4 points.

Ceramics, Services & Real Estate and Jute are the top three sectors that closed positive today while NBFI, L. Insurance and Food & Allied are the top three sectors that closed negative today.

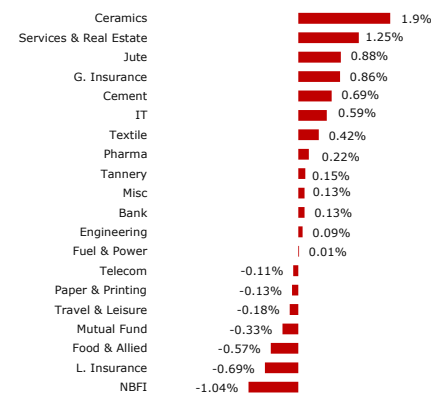
Turnover decreased by 6.9% to BDT 6,757mn (USD 55mn).

Pharma sector dominated the turnover chart covering 16.2% of the total turnover.

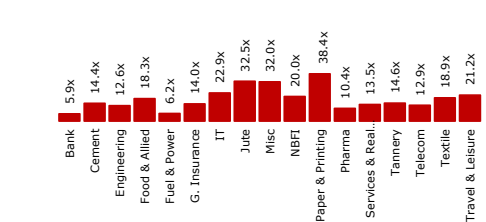
Intraday Performance of DSEX



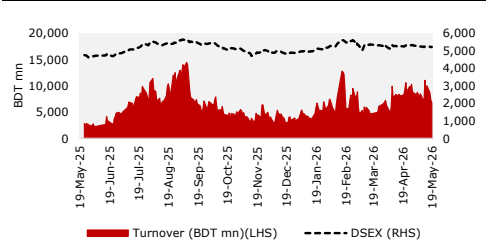
Sector Return



Sector P/E



52 Week Daily Turnover & DSEX



Index

Particulars	Value	Δ Points	Daily Δ %	Dec'25 Value	YTD Δ %
DSEX	5,211.54	8.4	0.16%	4,865.34	7.12%
DS30	1,970.19	1.8	0.09%	1,853.54	6.29%
DSES	1,059.46	2.9	0.27%	1,000.72	5.87%
S&P 500	7,403.05	(5.5)	-0.07%	6,845.50	8.14%
Nikkei 225	60,550.59	(265.4)	-0.44%	50,339.48	20.28%
FTSE 100	10,398.56	74.8	0.72%	9,931.38	4.70%

Market Statistics

Particulars	Today	Last Day	Daily Δ	Daily Δ %	60 Day MA
Turnover (BDT mn)	6,757	7,261	-503	-6.93%	7,639
Turnover (USD mn)	55	59	-4	-6.93%	63
Volume (mn)	230	248	-18	-7.43%	286
Market Cap (BDT bn)	6,755	6,753	2	0.03%	
Market Cap (USD bn)	55	55	0	0.03%	
Market P/E (x)	10.1				
Particulars	Gainer	Loser	Unchanged		
Market Breadth	181	138	74		

Sector Statistics

Sector	Market Cap (BDTmn)	% of total Market Cap	Sector Return	Turnover (BDTmn)	% of total Turnover
Bank	697,418	20.90%	0.1%	638.2	9.44%
Pharma	554,284	16.61%	0.2%	1,097.7	16.24%
Telecom	496,749	14.89%	-0.1%	44.0	0.65%
Fuel & Power	273,738	8.21%	0.0%	220.8	3.27%
Engineering	273,303	8.19%	0.1%	702.8	10.40%
Food & Allied	220,591	6.61%	-0.6%	661.3	9.79%
Misc	219,793	6.59%	0.1%	339.3	5.02%
Textile	120,289	3.61%	0.4%	659.7	9.76%
G. Insurance	101,848	3.05%	0.9%	1,072.2	15.87%
NBFI	92,790	2.78%	-1.0%	81.7	1.21%
Cement	85,787	2.57%	0.7%	22.6	0.33%
L. Insurance	46,068	1.38%	-0.7%	138.6	2.05%
Travel & Leisure	32,306	0.97%	-0.2%	52.9	0.78%
IT	28,648	0.86%	0.6%	201.3	2.98%
Mutual Fund	24,865	0.75%	-0.3%	159.5	2.36%
Tannery	23,517	0.70%	0.1%	82.5	1.22%
Services & Real Estate	21,975	0.66%	1.3%	114.3	1.69%
Paper & Printing	20,704	0.62%	-0.1%	74.6	1.10%

Top Turnover

Ticker	Close Price (BDT)	Daily Δ %	Turnover (BDTmn)	Volume (mn)	P/E (x)
ASIATICLAB	117.30	6.54%	305.44	2.39	22.16
CITYGENINS	104.30	-0.19%	248.87	0.24	23.70
RDFOOD	29.80	8.76%	242.46	8.49	42.98
NCCBANK	16.20	0.62%	231.88	14.32	3.65
TECHNODRUG	43.70	6.07%	185.87	4.39	27.78

Top Gainers

Ticker	Close Price (BDT)	Daily Δ %	Turnover (BDTmn)	Volume (mn)	P/E (x)
BIFC	4.40	10.00%	1.34	0.31	n/a
PHOENIXFIN	3.50	9.38%	1.16	0.34	n/a
UNIONCAP	4.80	9.09%	4.84	1.04	n/a
GSPFINANCE	3.70	8.82%	1.23	0.34	n/a
RDFOOD	29.80	8.76%	242.46	8.49	42.98

Top Losers

Ticker	Close Price (BDT)	Daily Δ %	Turnover (BDTmn)	Volume (mn)	P/E (x)
DHAKABANK	11.00	-8.33%	24.36	2.19	4.91
CNATEX	3.00	-6.25%	1.60	0.52	9.78
FAREASTFIN	1.50	-6.25%	0.89	0.59	n/a
FASFIN	1.50	-6.25%	0.19	0.13	n/a
ILFSL	1.50	-6.25%	0.48	0.32	n/a

NCCBANK

Sale Declaration of a Sponsor

Mrs. Sohela Hossain, a Sponsor of the Company has expressed her intention to sell 5,000,000 shares out of her total holding of 28,639,404 shares of the Company at the prevailing market price in both the Public and Block Markets through Dhaka Stock Exchange PLC. (DSE) within next 30 working days.

Block Trade

Ticker	Max Price (BDT)	Min Price (BDT)	No. of Trades	Volume	Value (BDTmn)
AGNISYSL	28.4	28.4	1	24900	0.707
AMANFEED	32.4	32.4	1	48800	1.581
AOL	15.8	15.8	1	40000	0.632
APEXSPINN	403	339	4	26184	10.352
ASIATICLAB	112.3	99.1	9	384002	42.555
BANKASIA	19	19	1	5105193	96.999
BNICL	85.6	85.6	5	501510	42.929
CITYGENINS	105.8	96.1	4	70809	6.933
CONTININS	36.4	36.4	1	50000	1.82
DAFODILCOM	144.2	135.1	15	204326	29.017
DELTALIFE	81.7	81.7	1	8500	0.694
DOMINAGE	70	68	2	250000	17.3
FINEFOODS	565.1	526	9	60392	32.883
GENEXIL	29	29	1	21555	0.625
GQBALLPEN	651.2	640.1	5	11267	7.276
ICBEPMF1S1	5.9	5.7	7	701000	4.076
IFIC	4.3	4.3	1	117000	0.503
ISLAMIINS	49.8	49.8	1	34100	1.698
KARNAPHULI	33.9	33.4	2	43984	1.479
KDSALTD	49	49	1	116450	5.706
LEGACYFOOT	61	60.3	2	100000	6.067
LOVELLO	69.9	69.9	1	66086	4.619
MEGCONMILK	45.7	45.7	1	25000	1.143
MEGHNACEM	31.9	31.9	1	67425	2.151
NCCBANK	16	16	3	2000000	32
NFML	17.8	16.6	3	190000	3.262
NORTHRNINS	30.9	30.9	2	648956	20.053
PIONEERINS	63	63	1	25000	1.575
PRIMELIFE	35.6	35.6	8	584000	20.79
PROVATIINS	35.6	35.6	1	37435	1.333
RUPALIBANK	17.2	17.2	1	30000	0.516
SAIHAMTEX	18.7	17.5	2	81998	1.473
SALAMCRST	16.7	16.7	2	66000	1.102
SAPORTL	47.3	47.3	1	80000	3.784
SONARBAINS	41.3	41.3	1	50000	2.065
STANDARINS	46.8	46.8	1	11500	0.538
SUNLIFEINS	69	69	1	28100	1.939
VFSTDL	15.2	15.1	4	1089999	16.513

Disclaimer

For U.S. persons only: This research report is a product of UCB Stock Brokerage Ltd. ("UCB"), a company authorized to engage in securities activities in Bangladesh, under Marco Polo Securities 15a-6 chaperone service, which is the employer of the research analyst(s) who has prepared the research report. The research analyst(s) preparing the research report is/are resident outside the United States (U.S.) and are not associated persons of any U.S. regulated broker-dealer and therefore the analyst(s) is/are not subject to supervision by a U.S. broker-dealer, and is/are not required to satisfy the regulatory licensing requirements of FINRA or required to otherwise comply with U.S. rules or regulations regarding, among other things, communications with a subject company, public appearances and trading securities held by a research analyst account.

Research reports are intended for distribution by only to "Major Institutional Investors" as defined by Rule 15a-6(b)(4) of the U.S. Securities and Exchange Act, 1934 (the Exchange Act) and interpretations thereof by U.S. Securities and Exchange Commission (SEC) in reliance on Rule 15a-6(a)(2). If the recipient of this report is not a Major Institutional Investor as specified above, then it should not act upon this report and return the same to the sender. Further, this report may not be copied, duplicated and/or transmitted onward to any U.S. person, which is not the Major Institutional Investor. In reliance on the exemption from registration provided by Rule 15a-6 of the Exchange Act and interpretations thereof by the SEC in order to conduct certain business with Major Institutional Investors, UCB has entered into a chaperoning agreement with a U.S. registered broker-dealer, Marco Polo Securities Inc. ("Marco Polo"). Transactions in securities discussed in this research report should be affected through Marco Polo or another U.S. registered broker dealer.

Past performance is not necessarily a guide to future performance and no representation or warranty, express or implied, is made by UCB Stock Brokerage Limited (UCB) with respect to future performance. Income from investments may fluctuate. The price or value of the investments to which this research report relates, either directly or indirectly, may fall or rise against the interest of investors. Any recommendation or opinion contained in this research report may become outdated as a consequence of changes in the environment in which the issuer of the securities under analysis operates, in addition to changes in the estimates and forecasts, assumptions and valuation methodology used herein.

No part of the content of this research report may be copied, forwarded or duplicated in any form or by any means without the prior consent of UCB and UCB accepts no liability whatsoever for the actions of third parties in this respect.

EQUITY RECOMMENDATION STRUCTURE (ABSOLUTE RATINGS)

We calculate our target price by weighting DCF, DDM, SOTP, asset-based and other relative valuation methods, and applying appropriate premiums/ discounts and/or other relevant adjustments.

Expected absolute returns are calculated as the % of difference between our target price and latest close price. Stock recommendations are based on absolute upside (downside) and have a 12-month horizon. Please note that future price fluctuations could lead to a temporary mismatch between upside/downside for a stock and our recommendation.

Recommendation Type	Holding period (if not otherwise mentioned)	Absolute Return Potential
Buy	12 Months	More than +15%
Neutral/ Hold	12 Months	Between -5% and +15%
Underweight	12 Months	Less than -5%

ANALYST CERTIFICATION

Respective analyst(s) identified in this report certifies, with respect to the companies or securities that the individual analyses, that (1) the views expressed in this report reflect his or her personal views about all of the subject companies and securities and (2) no part of his or her compensation was, is or will be directly or indirectly dependent on the specific recommendations or views expressed in this report. The research analyst(s) named on this report are not registered / qualified as research analysts with FINRA.

It has not been determined in advance whether and in what intervals this document will be updated. Unless otherwise stated current prices refer to the most recent trading day's closing price.

Contact Us

Research Team

Md. Hasib Reza, CFA	Head of Research	hasib.reza@ucbstock.com.bd	+880 1755 658 997
Anik Mahmood Ibne Anwar, CFA	Deputy Head of Research	anik.mahmood@ucbstock.com.bd	+880 1701 205 074
Fahmid Islam Sathin	Research Associate	fahmid.islam@ucbstock.com.bd	+880 1325 086 738
Numair M N Ahmmed	Research Associate	ahmmed.numair@ucbstock.com.bd	+880 1324 719 484

Institutional & Foreign Trade

Tahmidur Rahman	First Assistant Vice President	rahman.tahmidur@ucbstock.com.bd	+880 1726 995 520
-----------------	--------------------------------	---------------------------------	-------------------

Office Premises

Head Office

Gulshan
Bulus Center
+880 2955 8481

Extensions of Head Office

Dilkusha +880 1701 205 090	Dilkusha (NIK Tower) +880 1701 205 000	Dhanmondi +880 1713 205 703	Nikunja +880 1701 205 013	Mohammadpur +880 1324 243 212
Bashundhara +880 1718 106 217	Mirpur-1 +880 1713 205 723	Mirpur-12 +880 1911 197 188	Banasree +880 1701 205 075	Uttara +880 1913 128 156

Branch Offices

Chattogram +880 1701 205 038	Sylhet +880 1713 205 760
--	------------------------------------

Digital Booths

Khulna +880 1717 411 466	Barishal +880 1713 205 762	Cumilla +880 1324 243 163	Jashore +880 1324 243 203	Gazipur +880 1324 243 165
Feni +880 1324 243 210	Khatungonj +880 1713 205 742	Chawkbazar +880 1817 206 965	Madhobdi +880 1324 243 156	
	Narayangonj +880 1324 243 207	Agrabad +880 1324 243 198		