

## DSEX WENT UP BY 36.8 POINTS

Market closed positive today with increase in turnover.

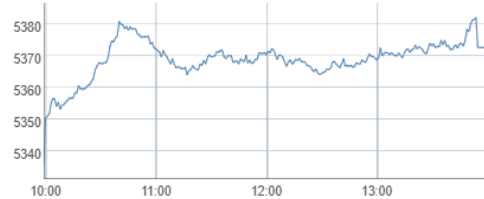
Broad index DSEX went up by 36.8 points.

IT, Bank and Travel & Leisure are the top three sectors that closed positive today while Jute, Tannery and G. Insurance are the top three sectors that closed negative today.

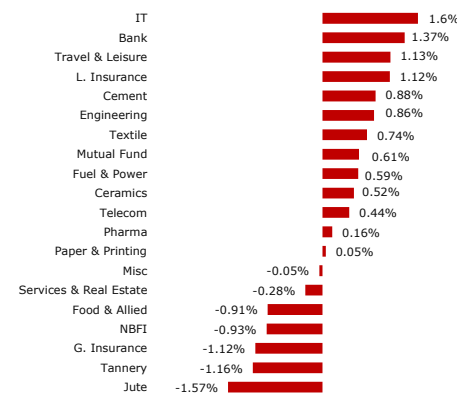
Turnover increased by 17.2% to BDT 9,124mn (USD 74mn).

Engineering sector dominated the turnover chart covering 17.7% of the total turnover.

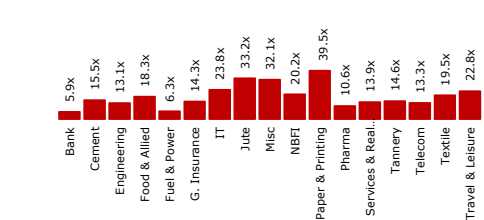
### Intraday Performance of DSEX



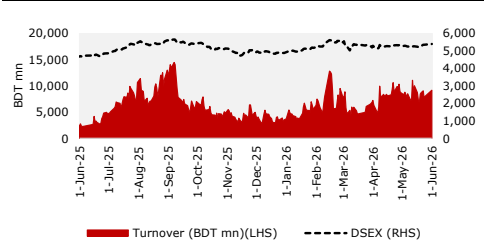
### Sector Return



### Sector P/E



### 52 Week Daily Turnover & DSEX



### Index

Particulars	Value	Δ Points	Daily Δ %	Dec'25 Value	YTD Δ %
DSEX	5,372.63	36.8	0.69%	4,865.34	10.43%
DS30	2,044.59	13.7	0.67%	1,853.54	10.31%
DSES	1,086.42	4.0	0.37%	1,000.72	8.56%
S&P 500	7,580.06	16.4	0.22%	6,845.50	10.73%
Nikkei 225	66,934.33	604.8	0.91%	50,339.48	32.97%
FTSE 100	10,386.01	(23.3)	-0.22%	9,931.38	4.58%

### Market Statistics

Particulars	Today	Last Day	Daily Δ	Daily Δ %	60 Day MA
Turnover (BDT mn)	9,124	7,787	1,337	17.17%	7,598
Turnover (USD mn)	74	63	11	17.17%	62
Volume (mn)	326	256	70	27.14%	282
Market Cap (BDT bn)	6,877	6,844	33	0.48%	
Market Cap (USD bn)	56	56	0	0.48%	
Market P/E (x)	10.2				
<b>Particulars</b>	<b>Gainer</b>	<b>Loser</b>	<b>Unchanged</b>		
Market Breadth	179	152	55		

### Sector Statistics

Sector	Market Cap (BDTmn)	% of total Market Cap	Sector Return	Turnover (BDTmn)	% of total Turnover
Bank	723,488	21.12%	1.4%	1,401.1	15.36%
Pharma	565,075	16.50%	0.2%	1,136.1	12.45%
Telecom	512,489	14.96%	0.4%	126.7	1.39%
Engineering	283,168	8.27%	0.9%	1,616.6	17.72%
Fuel & Power	280,242	8.18%	0.6%	316.8	3.47%
Misc	220,807	6.45%	-0.1%	425.8	4.67%
Food & Allied	220,495	6.44%	-0.9%	742.9	8.14%
Textile	123,937	3.62%	0.7%	822.0	9.01%
G. Insurance	103,625	3.03%	-1.1%	705.5	7.73%
NBFI	93,800	2.74%	-0.9%	91.2	1.00%
Cement	91,829	2.68%	0.9%	57.5	0.63%
L. Insurance	47,803	1.40%	1.1%	361.7	3.96%
Travel & Leisure	34,830	1.02%	1.1%	64.7	0.71%
IT	29,811	0.87%	1.6%	459.0	5.03%
Mutual Fund	25,170	0.73%	0.6%	95.9	1.05%
Tannery	23,516	0.69%	-1.2%	76.3	0.84%
Services & Real Estate	22,537	0.66%	-0.3%	112.0	1.23%
Paper & Printing	21,259	0.62%	0.1%	88.6	0.97%

### Top Turnover

Ticker	Close Price (BDT)	Daily Δ %	Turnover (BDTmn)	Volume (mn)	P/E (x)
NCCBANK	15.70	7.53%	440.75	28.60	3.54
BRACBANK	68.40	1.63%	281.78	4.12	5.90
ASIATICLAB	130.50	0.00%	224.06	1.01	24.65
BBSCABLES	25.50	3.66%	195.42	7.59	n/a
CITYBANK	29.30	2.09%	180.53	6.17	4.64

### Top Gainers

Ticker	Close Price (BDT)	Daily Δ %	Turnover (BDTmn)	Volume (mn)	P/E (x)
SONARGAON	49.50	10.00%	37.60	0.73	n/a
MEGCONMILK	43.00	9.97%	16.94	0.41	n/a
GOLDENSON	16.60	9.93%	175.06	10.86	n/a
MEGHNAPET	75.40	9.91%	29.09	0.40	n/a
EMERALDOIL	21.20	9.84%	25.27	1.20	6.35

### Top Losers

Ticker	Close Price (BDT)	Daily Δ %	Turnover (BDTmn)	Volume (mn)	P/E (x)
PREMIERLEA	2.50	-7.41%	5.12	2.03	n/a
UNIONCAP	4.30	-6.52%	1.15	0.26	n/a
PRIMEFIN	3.10	-6.06%	1.68	0.53	n/a
APOLOISPAT	3.30	-5.71%	2.21	0.66	n/a
FASFIN	1.70	-5.56%	0.41	0.24	n/a

## PRIMEBANK

### Appointment of CEO

The company has informed that Mr. Faisal Rahman has been appointed as the Chief Executive Officer (CEO) of the company with effect from May 24, 2026.

## SKTRIMS

### Q3 Financials

EPS was Tk. (0.90) for January-March 2025 as against Tk. 0.38 for January-March 2024; EPS was Tk. (2.21) for July 2024-March 2025 as against Tk. 1.25 for July 2023-March 2024. NOCFPS was Tk. (0.53) for July 2024-March 2025 as against Tk. 0.98 for July 2023-March 2024. NAV per share was Tk. 13.11 as on March 31, 2025 and Tk. 15.52 as on March 31, 2024.

## Block Trade

Ticker	Max Price (BDT)	Min Price (BDT)	No. of Trades	Volume	Value (BDTmn)
ADNTEL	62.5	62.5	1	12500	0.781
AGNISYSL	29.9	27	3	94000	2.683
AMANFEED	34	32.1	2	43300	1.428
APEXSPINN	352	352	1	3325	1.17
ASIATICLAB	127	117.5	21	1074780	134.652
BDLAMPS	207.6	207	2	35442	7.347
BDTHAIFOOD	24	24	1	100000	2.4
BEXIMCO	109.9	109.9	3	13650	1.5
BNICL	87.1	87	5	300200	26.128
CENTRALINS	41.5	41.5	4	124522	5.168
CITYGENINS	105.7	105	2	407000	43.015
CRYSTALINS	80	80	1	19379	1.55
CVOPRL	165.5	165.5	1	5460	0.904
DAFODILCOM	137	127.5	7	112230	15.281
DOMINAGE	72	72	1	8300	0.598
FINEFOODS	568	550	4	55350	31.253
GQBALLPEN	670	650	4	11350	7.428
IFADAUTOS	26.4	26.4	1	19500	0.515
ISLAMIINS	47.5	47.5	1	37900	1.8
KAY&QUE	517.2	515	3	20200	10.442
LOVELLO	83.1	80	3	498500	39.95
MEGCONMILK	40	39	4	161200	6.39
MEGHNAPEP	71.1	70	10	320912	22.593
MIRAKHTER	48.2	48.2	1	16000	0.771
NCCBANK	15.1	13.2	4	4515000	61.748
PRAGATIINS	72.8	72.8	1	12848	0.935
PTL	64.5	64.5	1	13950	0.9
RAKCERAMIC	26.7	26.7	1	225993	6.034
RDFOOD	33.6	33.5	2	58300	1.957
ROBI	27.2	27.2	2	91300	2.483
RUPALIINS	29	29	2	118555	3.438
SONALIPAPR	205.6	205.6	1	13500	2.776
SONARGAON	46.6	45	49	3795550	171.408
STANDARINS	52.5	52.2	2	64307	3.367
SUMITPOWER	13.9	13.9	1	40000	0.556

## Disclaimer

**For U.S. persons only:** This research report is a product of UCB Stock Brokerage Ltd. ("UCB"), a company authorized to engage in securities activities in Bangladesh, under Marco Polo Securities 15a-6 chaperone service, which is the employer of the research analyst(s) who has prepared the research report. The research analyst(s) preparing the research report is/are resident outside the United States (U.S.) and are not associated persons of any U.S. regulated broker-dealer and therefore the analyst(s) is/are not subject to supervision by a U.S. broker-dealer, and is/are not required to satisfy the regulatory licensing requirements of FINRA or required to otherwise comply with U.S. rules or regulations regarding, among other things, communications with a subject company, public appearances and trading securities held by a research analyst account.

Research reports are intended for distribution by only to "Major Institutional Investors" as defined by Rule 15a-6(b)(4) of the U.S. Securities and Exchange Act, 1934 (the Exchange Act) and interpretations thereof by U.S. Securities and Exchange Commission (SEC) in reliance on Rule 15a-6(a)(2). If the recipient of this report is not a Major Institutional Investor as specified above, then it should not act upon this report and return the same to the sender. Further, this report may not be copied, duplicated and/or transmitted onward to any U.S. person, which is not the Major Institutional Investor. In reliance on the exemption from registration provided by Rule 15a-6 of the Exchange Act and interpretations thereof by the SEC in order to conduct certain business with Major Institutional Investors, UCB has entered into a chaperoning agreement with a U.S. registered broker-dealer, Marco Polo Securities Inc. ("Marco Polo"). Transactions in securities discussed in this research report should be affected through Marco Polo or another U.S. registered broker dealer.

Past performance is not necessarily a guide to future performance and no representation or warranty, express or implied, is made by UCB Stock Brokerage Limited (UCB) with respect to future performance. Income from investments may fluctuate. The price or value of the investments to which this research report relates, either directly or indirectly, may fall or rise against the interest of investors. Any recommendation or opinion contained in this research report may become outdated as a consequence of changes in the environment in which the issuer of the securities under analysis operates, in addition to changes in the estimates and forecasts, assumptions and valuation methodology used herein.

No part of the content of this research report may be copied, forwarded or duplicated in any form or by any means without the prior consent of UCB and UCB accepts no liability whatsoever for the actions of third parties in this respect.

### EQUITY RECOMMENDATION STRUCTURE (ABSOLUTE RATINGS)

We calculate our target price by weighting DCF, DDM, SOTP, asset-based and other relative valuation methods, and applying appropriate premiums/ discounts and/or other relevant adjustments.

Expected absolute returns are calculated as the % of difference between our target price and latest close price. Stock recommendations are based on absolute upside (downside) and have a 12-month horizon. Please note that future price fluctuations could lead to a temporary mismatch between upside/downside for a stock and our recommendation.

Recommendation Type	Holding period (if not otherwise mentioned)	Absolute Return Potential
Buy	12 Months	More than +15%
Neutral/ Hold	12 Months	Between -5% and +15%
Underweight	12 Months	Less than -5%

### ANALYST CERTIFICATION

Respective analyst(s) identified in this report certifies, with respect to the companies or securities that the individual analyses, that (1) the views expressed in this report reflect his or her personal views about all of the subject companies and securities and (2) no part of his or her compensation was, is or will be directly or indirectly dependent on the specific recommendations or views expressed in this report. The research analyst(s) named on this report are not registered / qualified as research analysts with FINRA.

*It has not been determined in advance whether and in what intervals this document will be updated. Unless otherwise stated current prices refer to the most recent trading day's closing price.*

# Contact Us

## Research Team

Md. Hasib Reza, CFA	Head of Research	hasib.reza@ucbstock.com.bd	+880 1755 658 997
Anik Mahmood Ibne Anwar, CFA	Deputy Head of Research	anik.mahmood@ucbstock.com.bd	+880 1701 205 074
Fahmid Islam Sathin	Research Associate	fahmid.islam@ucbstock.com.bd	+880 1325 086 738
Numair M N Ahmmed	Research Associate	ahmmed.numair@ucbstock.com.bd	+880 1324 719 484

## Institutional & Foreign Trade

Tahmidur Rahman	First Assistant Vice President	rahman.tahmidur@ucbstock.com.bd	+880 1726 995 520
-----------------	--------------------------------	---------------------------------	-------------------

## Office Premises

### Head Office

Gulshan  
Bulus Center  
+880 2955 8481

### Extensions of Head Office

Dilkusha +880 1701 205 090	Dilkusha (NIK Tower) +880 1701 205 000	Dhanmondi +880 1713 205 703	Nikunja +880 1701 205 013	Mohammadpur +880 1324 243 212
Bashundhara +880 1718 106 217	Mirpur-1 +880 1713 205 723	Mirpur-12 +880 1911 197 188	Banasree +880 1701 205 075	Uttara +880 1913 128 156

### Branch Offices

Chattogram +880 1701 205 038	Sylhet +880 1713 205 760
---------------------------------	-----------------------------

### Digital Booths

Khulna +880 1717 411 466	Barishal +880 1713 205 762	Cumilla +880 1324 243 163	Jashore +880 1324 243 203	Gazipur +880 1324 243 165
Feni +880 1324 243 210	Khatungonj +880 1713 205 742	Chawkbazar +880 1817 206 965	Madhobdi +880 1324 243 156	
	Narayangonj +880 1324 243 207	Agrabad +880 1324 243 198		