

## DSEX WENT UP BY 35.5 POINTS

Market closed positive today with increase in turnover.

Broad index DSEX went up by 35.5 points.

Services & Real Estate, Paper & Printing and NBFI are the top three sectors that closed positive today while only Bank sector closed negative today

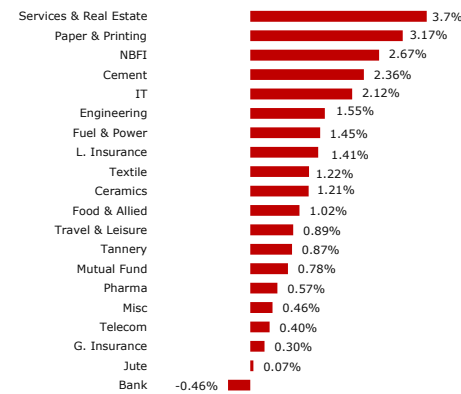
Turnover increased by 18.4% to BDT 12,791mn (USD 104mn).

Engineering sector dominated the turnover chart covering 17.4% of the total turnover.

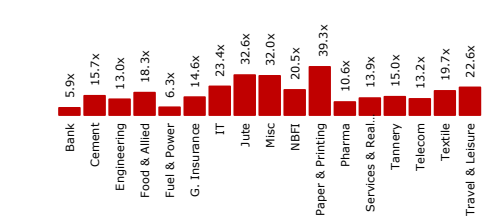
### Intraday Performance of DSEX



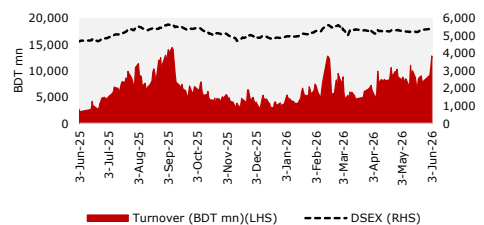
### Sector Return



### Sector P/E



### 52 Week Daily Turnover & DSEX



### Index

Particulars	Value	Δ Points	Daily Δ %	Dec'25 Value	YTD Δ %
DSEX	5,441.66	35.5	0.66%	4,865.34	11.85%
DS30	2,057.15	7.4	0.36%	1,853.54	10.98%
DSES	1,099.07	9.8	0.90%	1,000.72	9.83%
S&P 500	7,609.78	9.8	0.13%	6,845.50	11.16%
Nikkei 225	68,402.13	1,667.9	2.50%	50,339.48	35.88%
FTSE 100	10,346.53	(27.0)	-0.26%	9,931.38	4.18%

### Market Statistics

Particulars	Today	Last Day	Daily Δ	Daily Δ %	60 Day MA
Turnover (BDT mn)	12,791	10,804	1,987	18.39%	7,734
Turnover (USD mn)	104	88	16	18.39%	63
Volume (mn)	423	372	51	13.82%	286
Market Cap (BDT bn)	6,894	6,881	13	0.19%	
Market Cap (USD bn)	56	56	0	0.19%	
Market P/E (x)	10.3				
<b>Particulars</b>	<b>Gain</b>	<b>Loser</b>	<b>Unchanged</b>		
Market Breadth	243	98	49		

### Sector Statistics

Sector	Market Cap (BDTmn)	% of total Market Cap	Sector Return	Turnover (BDTmn)	% of total Turnover
Bank	726,250	20.98%	-0.5%	1,019.0	7.97%
Pharma	569,015	16.43%	0.6%	1,540.4	12.04%
Telecom	510,916	14.76%	0.4%	125.9	0.98%
Engineering	288,570	8.33%	1.5%	2,222.3	17.37%
Fuel & Power	285,593	8.25%	1.5%	440.2	3.44%
Food & Allied	222,390	6.42%	1.0%	924.6	7.23%
Misc	222,090	6.41%	0.5%	560.0	4.38%
Textile	126,977	3.67%	1.2%	1,686.8	13.19%
G. Insurance	106,357	3.07%	0.3%	1,060.0	8.29%
NBFI	97,749	2.82%	2.7%	293.6	2.30%
Cement	95,441	2.76%	2.4%	171.2	1.34%
L. Insurance	48,791	1.41%	1.4%	441.6	3.45%
Travel & Leisure	34,970	1.01%	0.9%	153.4	1.20%
IT	30,488	0.88%	2.1%	967.4	7.56%
Mutual Fund	25,363	0.73%	0.8%	138.9	1.09%
Tannery	24,112	0.70%	0.9%	149.8	1.17%
Services & Real Estate	23,583	0.68%	3.7%	222.9	1.74%
Paper & Printing	22,012	0.64%	3.2%	294.4	2.30%

### Top Turnover

Ticker	Close Price (BDT)	Daily Δ %	Turnover (BDTmn)	Volume (mn)	P/E (x)
MIRAKHTER	47.00	6.58%	313.62	6.79	50.11
ACMEPL	26.10	6.10%	287.09	11.15	n/a
SONARGAON	59.40	9.19%	253.45	3.90	n/a
BRACBANK	67.90	-1.59%	249.35	2.04	5.95
DOMINAGE	76.50	-0.39%	230.66	2.67	n/a

### Top Gainers

Ticker	Close Price (BDT)	Daily Δ %	Turnover (BDTmn)	Volume (mn)	P/E (x)
DSHGARME	140.80	10.00%	61.10	0.44	342.86
REGENTTEX	6.60	10.00%	6.51	1.00	n/a
PRIMEFIN	3.30	10.00%	1.89	0.58	n/a
GENEXIL	31.00	9.93%	180.92	6.05	9.98
MEGHNAPE	91.10	9.89%	49.36	0.23	n/a

### Top Losers

Ticker	Close Price (BDT)	Daily Δ %	Turnover (BDTmn)	Volume (mn)	P/E (x)
YPL	25.50	-4.49%	25.68	0.99	n/a
ICBIBANK	2.60	-3.70%	0.57	0.22	n/a
DAFODILCOM	137.00	-3.39%	59.47	0.39	425.40
SICL	39.10	-3.22%	33.78	0.85	48.10
SONARBAINS	43.40	-3.13%	22.43	0.51	43.08

### ACMELAB

#### Transmission of Deceased Managing Director's Shares to Nominees

The Company has informed that Mr. Mizanur Rahman Sinha, Sponsor Director and Managing Director of the company, passed away on May 16, 2026. His holding of 8,574,000 shares of the Company will be transmitted to his nominees by way of nomination as follows: Ms. Tasneem Sinha, daughter of late Mr. Mizanur Rahman Sinha and Deputy Managing Director of the Company will receive 4,287,000 shares. Mr. Tanveer Sinha, son of late Mr. Mizanur Rahman Sinha and Director of the Company will receive 4,287,000 shares.

### Block Trade

Ticker	Max Price (BDT)	Min Price (BDT)	No. of Trades	Volume	Value (BDTmn)
ACFL	24.3	21.7	3	140995	3.321
ACMELAB	85.3	85.3	1	10555	0.9
AL-HAJTEX	102.5	102.4	2	18178	1.862
AMANFEED	28.5	28.5	1	20000	0.57
APEXSPINN	334	334	1	1500	0.501
ASIATICLAB	130	123.5	3	300000	37.925
BANKASIA	20	20	1	41677	0.834
BDTHAIFOOD	26.1	26	2	204209	5.314
BEXIMCO	114.9	99.1	4	18977	2.018
BGIC	40	40	1	19914	0.797
BNICL	104.3	92	8	447834	42.389
CITYBANK	32.2	32.2	1	200000	6.44
CITYGENINS	104.5	95	5	336996	33.09
DACCADYE	16.5	16.5	1	30400	0.502
DAFODILCOM	139.4	139.4	1	20005	2.789
DELTALIFE	76.5	76.5	1	8500	0.65
DOMINAGE	78.4	72	4	47600	3.616
DSHGARME	115.2	115.2	2	10000	1.152
EGEN	28.2	28.2	1	20000	0.564
FARCHEM	21	21	1	30000	0.63
FEKDIL	14.1	14.1	1	56500	0.797
FINEFOODS	560	537	5	51569	28.794
GENEXIL	25.4	25.4	1	39200	0.996
GHAIL	14.6	14.6	1	100000	1.46
GQBALLPEN	693.5	665	7	18422	12.341
ICBEPMF1S1	6.9	6.9	1	72500	0.5
ISLAMIBANK	30	30	1	100000	3
ISLAMIINS	47.1	47.1	1	26000	1.225
KAY&QUE	486	427	2	20196	8.706
LEGACYFOOT	82.1	82.1	1	6280	0.516
MEGCONMILK	47	46	2	250000	11.7
MEGHNAPET	83	77.2	9	323532	25.689
MIRACLEIND	29.7	29.7	1	20000	0.594
MONNOCERA	108.9	108.9	1	16000	1.742
NAHEEACP	38	35.2	2	63294	2.265
NCCBANK	17.1	17.1	3	357000	6.105
NITOLINS	34.5	34.5	1	33462	1.154
PEOPLESINS	53	53	1	18000	0.954
PRAGATILIF	198.1	198.1	1	9200	1.823
PROGRESLIF	44.5	37.5	2	84203	3.333
PROVATIINS	46	46	1	11400	0.524
PTL	65.9	65.9	1	18051	1.19
QUASEMIND	45	45	1	40000	1.8
RENATA	413.2	413.2	3	125000	51.65
ROBI	27.1	27.1	1	100000	2.71
SAFKOSPINN	25	25	1	20000	0.5
SALVO	35.3	34.5	2	55133	1.919
SHAHJABANK	14.7	14.7	2	1400000	20.58
SHYAMPSUG	170	170	15	61500	10.455
SIMTEX	24	24	1	42000	1.008
SONALILIFE	80.9	80.9	3	101000	8.171
SONALIPAPR	205.1	205.1	1	13500	2.769
SONARGAON	56.7	52	15	779139	42.922
SOUTHEASTB	11.2	11.2	1	212506	2.38
STANDARINS	52.2	43.2	4	95715	4.422
SUNLIFEINS	63	63	1	8000	0.504
TRUSTBANK	16.8	16.8	2	350000	5.88

## Disclaimer

**For U.S. persons only:** This research report is a product of UCB Stock Brokerage Ltd. ("UCB"), a company authorized to engage in securities activities in Bangladesh, under Marco Polo Securities 15a-6 chaperone service, which is the employer of the research analyst(s) who has prepared the research report. The research analyst(s) preparing the research report is/are resident outside the United States (U.S.) and are not associated persons of any U.S. regulated broker-dealer and therefore the analyst(s) is/are not subject to supervision by a U.S. broker-dealer, and is/are not required to satisfy the regulatory licensing requirements of FINRA or required to otherwise comply with U.S. rules or regulations regarding, among other things, communications with a subject company, public appearances and trading securities held by a research analyst account.

Research reports are intended for distribution by only to "Major Institutional Investors" as defined by Rule 15a-6(b)(4) of the U.S. Securities and Exchange Act, 1934 (the Exchange Act) and interpretations thereof by U.S. Securities and Exchange Commission (SEC) in reliance on Rule 15a-6(a)(2). If the recipient of this report is not a Major Institutional Investor as specified above, then it should not act upon this report and return the same to the sender. Further, this report may not be copied, duplicated and/or transmitted onward to any U.S. person, which is not the Major Institutional Investor. In reliance on the exemption from registration provided by Rule 15a-6 of the Exchange Act and interpretations thereof by the SEC in order to conduct certain business with Major Institutional Investors, UCB has entered into a chaperoning agreement with a U.S. registered broker-dealer, Marco Polo Securities Inc. ("Marco Polo"). Transactions in securities discussed in this research report should be affected through Marco Polo or another U.S. registered broker dealer.

Past performance is not necessarily a guide to future performance and no representation or warranty, express or implied, is made by UCB Stock Brokerage Limited (UCB) with respect to future performance. Income from investments may fluctuate. The price or value of the investments to which this research report relates, either directly or indirectly, may fall or rise against the interest of investors. Any recommendation or opinion contained in this research report may become outdated as a consequence of changes in the environment in which the issuer of the securities under analysis operates, in addition to changes in the estimates and forecasts, assumptions and valuation methodology used herein.

No part of the content of this research report may be copied, forwarded or duplicated in any form or by any means without the prior consent of UCB and UCB accepts no liability whatsoever for the actions of third parties in this respect.

### EQUITY RECOMMENDATION STRUCTURE (ABSOLUTE RATINGS)

We calculate our target price by weighting DCF, DDM, SOTP, asset-based and other relative valuation methods, and applying appropriate premiums/ discounts and/or other relevant adjustments.

Expected absolute returns are calculated as the % of difference between our target price and latest close price. Stock recommendations are based on absolute upside (downside) and have a 12-month horizon. Please note that future price fluctuations could lead to a temporary mismatch between upside/downside for a stock and our recommendation.

Recommendation Type	Holding period (if not otherwise mentioned)	Absolute Return Potential
Buy	12 Months	More than +15%
Neutral/ Hold	12 Months	Between -5% and +15%
Underweight	12 Months	Less than -5%

### ANALYST CERTIFICATION

Respective analyst(s) identified in this report certifies, with respect to the companies or securities that the individual analyses, that (1) the views expressed in this report reflect his or her personal views about all of the subject companies and securities and (2) no part of his or her compensation was, is or will be directly or indirectly dependent on the specific recommendations or views expressed in this report. The research analyst(s) named on this report are not registered / qualified as research analysts with FINRA.

*It has not been determined in advance whether and in what intervals this document will be updated. Unless otherwise stated current prices refer to the most recent trading day's closing price.*

# Contact Us

## Research Team

Md. Hasib Reza, CFA	Head of Research	hasib.reza@ucbstock.com.bd	+880 1755 658 997
Anik Mahmood Ibne Anwar, CFA	Deputy Head of Research	anik.mahmood@ucbstock.com.bd	+880 1701 205 074
Fahmid Islam Sathin	Research Associate	fahmid.islam@ucbstock.com.bd	+880 1325 086 738
Numair M N Ahmmed	Research Associate	ahmmed.numair@ucbstock.com.bd	+880 1324 719 484

## Institutional & Foreign Trade

Tahmidur Rahman	First Assistant Vice President	rahman.tahmidur@ucbstock.com.bd	+880 1726 995 520
-----------------	--------------------------------	---------------------------------	-------------------

## Office Premises

### Head Office

Gulshan  
Bulus Center  
+880 2955 8481

### Extensions of Head Office

<b>Dilkusha</b> +880 1701 205 090	<b>Dilkusha (NIK Tower)</b> +880 1701 205 000	<b>Dhanmondi</b> +880 1713 205 703	<b>Nikunja</b> +880 1701 205 013	<b>Mohammadpur</b> +880 1324 243 212
<b>Bashundhara</b> +880 1718 106 217	<b>Mirpur-1</b> +880 1713 205 723	<b>Mirpur-12</b> +880 1911 197 188	<b>Banasree</b> +880 1701 205 075	<b>Uttara</b> +880 1913 128 156

### Branch Offices

<b>Chattogram</b> +880 1701 205 038	<b>Sylhet</b> +880 1713 205 760
--	------------------------------------

### Digital Booths

<b>Khulna</b> +880 1717 411 466	<b>Barishal</b> +880 1713 205 762	<b>Cumilla</b> +880 1324 243 163	<b>Jashore</b> +880 1324 243 203	<b>Gazipur</b> +880 1324 243 165
<b>Feni</b> +880 1324 243 210	<b>Khatungonj</b> +880 1713 205 742	<b>Chawkbazar</b> +880 1817 206 965	<b>Madhobdi</b> +880 1324 243 156	
	<b>Narayangonj</b> +880 1324 243 207	<b>Agrabad</b> +880 1324 243 198		