

DSEX WENT UP BY 33.3 POINTS

Market closed positive today with increase in turnover.

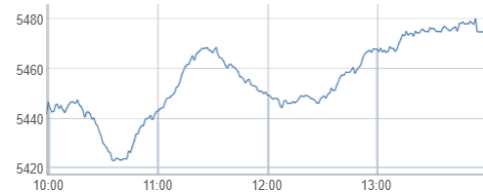
Broad index DSEX went up by 33.3 points.

G. Insurance, Services & Real Estate and Paper & Printing are the top three sectors that closed positive today while only NBFI, Bank and Tannery sectors closed negative today.

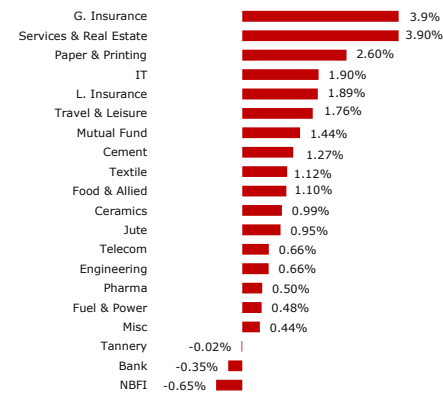
Turnover increased by 5.7% to BDT 13,516mn (USD 110mn).

Engineering sector dominated the turnover chart covering 13.7% of the total turnover.

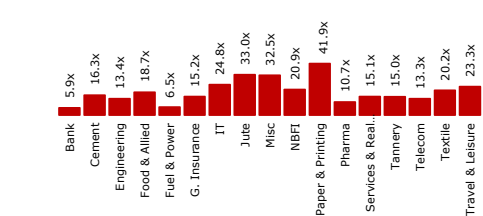
Intraday Performance of DSEX



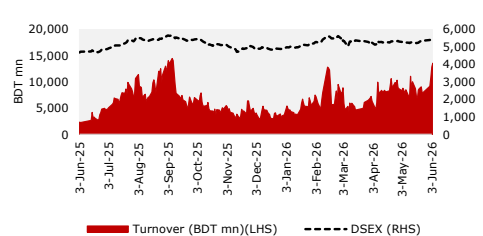
Sector Return



Sector P/E



52 Week Daily Turnover & DSEX



Index

Particulars	Value	Δ Points	Daily Δ %	Dec'25 Value	YTD Δ %
DSEX	5,475.00	33.3	0.61%	4,865.34	12.53%
DS30	2,068.34	11.2	0.54%	1,853.54	11.59%
DSES	1,108.98	9.9	0.90%	1,000.72	10.82%
S&P 500	7,553.68	(56.1)	-0.74%	6,845.50	10.35%
Nikkei 225	67,470.69	(931.4)	-1.36%	50,339.48	34.03%
FTSE 100	10,293.74	(38.6)	-0.37%	9,931.38	3.65%

Market Statistics

Particulars	Today	Last Day	Daily Δ	Daily Δ %	60 Day MA
Turnover (BDT mn)	13,516	12,791	725	5.66%	7,865
Turnover (USD mn)	110	104	6	5.66%	64
Volume (mn)	431	423	8	1.89%	289
Market Cap (BDT bn)	6,930	6,894	36	0.52%	
Market Cap (USD bn)	56	56	0	0.52%	
Market P/E (x)	10.4				
Particulars	Galner	Loser	Unchanged		
Market Breadth	242	104	45		

Sector Statistics

Sector	Market Cap (BDTmn)	% of total Market Cap	Sector Return	Turnover (BDTmn)	% of total Turnover
Bank	723,733	20.78%	-0.3%	1,108.3	8.20%
Pharma	571,844	16.42%	0.5%	1,774.9	13.13%
Telecom	514,313	14.77%	0.7%	154.3	1.14%
Engineering	290,467	8.34%	0.7%	1,847.2	13.67%
Fuel & Power	286,969	8.24%	0.5%	570.7	4.22%
Food & Allied	224,834	6.46%	1.1%	926.7	6.86%
Misc	223,069	6.40%	0.4%	588.3	4.35%
Textile	128,399	3.69%	1.1%	1,449.3	10.72%
G. Insurance	110,505	3.17%	3.9%	1,596.8	11.81%
NBFI	97,112	2.79%	-0.7%	214.2	1.59%
Cement	96,653	2.78%	1.3%	339.4	2.51%
L. Insurance	49,712	1.43%	1.9%	564.3	4.18%
Travel & Leisure	35,584	1.02%	1.8%	149.1	1.10%
IT	31,068	0.89%	1.9%	930.6	6.88%
Mutual Fund	25,729	0.74%	1.4%	160.8	1.19%
Services & Real Estate	24,503	0.70%	3.9%	263.0	1.95%
Tannery	24,107	0.69%	0.0%	135.0	1.00%
Paper & Printing	22,584	0.65%	2.6%	395.8	2.93%

Top Turnover

Ticker	Close Price (BDT)	Daily Δ %	Turnover (BDTmn)	Volume (mn)	P/E (x)
NCCBANK	15.50	0.65%	345.98	21.98	3.49
GENEXIL	34.10	10.00%	340.11	10.28	12.06
NAVANAPHAR	75.40	1.75%	214.20	2.84	12.32
MONNOCERA	102.90	5.00%	202.82	1.98	321.56
MONOSPOOL	109.90	5.77%	202.15	1.87	26.67

Top Gainers

Ticker	Close Price (BDT)	Daily Δ %	Turnover (BDTmn)	Volume (mn)	P/E (x)
GENEXIL	34.10	10.00%	340.11	10.28	12.06
RELIANCINS	104.00	9.94%	147.32	1.45	9.03
SONARGAON	65.30	9.93%	109.59	1.04	n/a
ANWARGALV	109.70	9.92%	170.20	1.60	20.57
PREMIERCCEM	47.00	9.81%	164.27	3.71	17.71

Top Losers

Ticker	Close Price (BDT)	Daily Δ %	Turnover (BDTmn)	Volume (mn)	P/E (x)
JAMUNABANK	24.30	-9.67%	196.49	8.05	3.13
ILFSL	1.50	-6.25%	1.25	0.80	n/a
FASFIN	1.60	-5.88%	0.60	0.36	n/a
PLFSL	1.60	-5.88%	3.32	2.06	n/a
HEIDELBCEM	247.40	-4.96%	20.06	0.08	n/a

NAVANAPHAR

Q3 Financials and decision to proceed with a Foreign Loan

EPS was Tk. 1.22 for Jan-March 2026 as against Tk. 1.01 for Jan-March 2025; EPS was Tk. 4.59 for July 2025-March 2026 as against Tk. 3.49 for July 2024-March 2025. Diluted EPS was Tk. 1.20 for Jan-March 2026 and Diluted EPS was Tk. 4.55 for July 2025-March 2026. NOCFPS was Tk. 15.44 for July 2025-March 2026 as against Tk. 10.22 for July 2024-March 2025. NAV per share was Tk. 49.53 as on March 31, 2026 and Tk. 45.29 as on June 30, 2025. Reasons for significant deviation in EPS and NOCFPS: Increment of Earnings per Share in the reporting period by 31.52% because of growth of Sales Revenue as well as optimum cost management policy & Net Operating Cash Flow per Share (NOCFPS) has increased to Tk. 15.44 from Tk. 10.22, due to cash received from the customers was higher than the cash payment for operation in the reporting period. 2. The Company has decided to proceed with a Foreign Loan Facilities for EUR 26,610,000.00 for 12 years from AKA Ausfuhrkredit-Gesellschaft mbH, Frankfurt, Germany, the sole arranger of which is KGMC Financial Service, Bangladesh. The Company has decided to avail the aforesaid facilities for expansion of its production facilities. The proposed financing shall remain subject to final approval from the concerned regulatory authorities & completion of due diligence.

DHAKAINS

Q1 Financials

EPS was Tk. 0.53 for January-March 2026 as against Tk. 0.50 for January-March 2025. NOCFPS was Tk. 0.15 for January-March 2026 as against Tk. (0.66) for January-March 2025. NAV per share (with revaluation) was Tk. 37.22 as on March 31, 2026 and Tk. 36.70 as on December 31, 2025. NAV per share (without revaluation) was Tk. 26.59 as on March 31, 2026 and Tk. 26.06 as on December 31, 2025.

Block Trade

Ticker	Max Price (BDT)	Min Price (BDT)	No. of Trades	Volume	Value (BDTmn)
ACFL	24.5	24.5	1	76000	1.862
ADNTEL	62.8	62.8	1	13538	0.85
AGNISYSL	33	27.3	2	122000	3.445
APEXSPINN	357	329	3	23875	8.462
ASIATICLAB	134.3	121	4	190419	25.05
BDTHAIFOOD	26.7	26.5	4	920000	24.423
BENGALWTL	28.2	28.2	1	39300	1.108
BNICL	98	90	4	56883	5.451
BSRMSTEEL	79.5	79.5	1	6290	0.5
CAPMBDBLMF	12.1	12.1	1	75000	0.907
DAFODILCOM	135	125	8	68575	8.94
DHAKAINS	46	46	1	85000	3.91
DOMINAGE	84.1	70	7	246305	17.793
DSHGARME	126.8	126.8	1	5000	0.634
EBL	25	25	1	1000000	25
ETL	12.7	12.7	1	100000	1.27
FEDERALINS	27	27	2	206377	5.572
FEKDIL	16.5	13.5	2	681600	10.124
FINEFOODS	590	538	3	11178	6.125
FUWANGCER	13	13	1	40000	0.52
GLOBALINS	36.8	36.8	1	15000	0.552
GQBALLPEN	680.1	675.1	2	1846	1.252
IPDC	19.5	19.5	1	100000	1.95
ISLAMIINS	58.8	58.8	1	24615	1.447
JAMUNABANK	27	24.3	8	1140000	30.59
KARNAPHULI	33.8	33.8	1	100000	3.38
KAY&QUE	497	497	1	1500	0.746
LOVELLO	80.2	75.6	3	124998	9.666
MONOSPOOL	93.7	93.7	1	21695	2.033
NAHEEACP	37.5	37.5	1	50000	1.875
NAVANAPHAR	71	71	1	50000	3.55
NORTHRNINS	40	35.1	7	1363956	47.948
PEOPLESINS	54.8	54.5	2	55000	3.001
PRAGATIINS	70.2	70.2	1	10000	0.702
PRIMELIFE	47.5	38.9	2	320000	12.62
QUASEMIND	45.5	42	2	23010	1.005
QUEENSOUTH	12.3	12.3	1	120000	1.476
RDFOOD	32.7	31.9	3	72809	2.367
RELIANCINS	100.1	100	2	181000	18.105
ROBI	27.3	27.3	1	48000	1.31
SAIHAMCOT	22	22	1	50000	1.1
SHASHADNIM	22.7	22.7	2	100000	2.27
SIMTEX	24.9	24.9	1	35000	0.872
SONALLIFE	80	80	1	6800	0.544
SONARGAON	60.4	55	8	493046	29.19
STANDARINS	48.5	48.5	1	10350	0.502
SUNLIFEINS	71.1	66	2	24418	1.663
YPL	23.1	23.1	2	346335	8

Disclaimer

For U.S. persons only: This research report is a product of UCB Stock Brokerage Ltd. ("UCB"), a company authorized to engage in securities activities in Bangladesh, under Marco Polo Securities 15a-6 chaperone service, which is the employer of the research analyst(s) who has prepared the research report. The research analyst(s) preparing the research report is/are resident outside the United States (U.S.) and are not associated persons of any U.S. regulated broker-dealer and therefore the analyst(s) is/are not subject to supervision by a U.S. broker-dealer, and is/are not required to satisfy the regulatory licensing requirements of FINRA or required to otherwise comply with U.S. rules or regulations regarding, among other things, communications with a subject company, public appearances and trading securities held by a research analyst account.

Research reports are intended for distribution by only to "Major Institutional Investors" as defined by Rule 15a-6(b)(4) of the U.S. Securities and Exchange Act, 1934 (the Exchange Act) and interpretations thereof by U.S. Securities and Exchange Commission (SEC) in reliance on Rule 15a-6(a)(2). If the recipient of this report is not a Major Institutional Investor as specified above, then it should not act upon this report and return the same to the sender. Further, this report may not be copied, duplicated and/or transmitted onward to any U.S. person, which is not the Major Institutional Investor. In reliance on the exemption from registration provided by Rule 15a-6 of the Exchange Act and interpretations thereof by the SEC in order to conduct certain business with Major Institutional Investors, UCB has entered into a chaperoning agreement with a U.S. registered broker-dealer, Marco Polo Securities Inc. ("Marco Polo"). Transactions in securities discussed in this research report should be affected through Marco Polo or another U.S. registered broker dealer.

Past performance is not necessarily a guide to future performance and no representation or warranty, express or implied, is made by UCB Stock Brokerage Limited (UCB) with respect to future performance. Income from investments may fluctuate. The price or value of the investments to which this research report relates, either directly or indirectly, may fall or rise against the interest of investors. Any recommendation or opinion contained in this research report may become outdated as a consequence of changes in the environment in which the issuer of the securities under analysis operates, in addition to changes in the estimates and forecasts, assumptions and valuation methodology used herein.

No part of the content of this research report may be copied, forwarded or duplicated in any form or by any means without the prior consent of UCB and UCB accepts no liability whatsoever for the actions of third parties in this respect.

EQUITY RECOMMENDATION STRUCTURE (ABSOLUTE RATINGS)

We calculate our target price by weighting DCF, DDM, SOTP, asset-based and other relative valuation methods, and applying appropriate premiums/ discounts and/or other relevant adjustments.

Expected absolute returns are calculated as the % of difference between our target price and latest close price. Stock recommendations are based on absolute upside (downside) and have a 12-month horizon. Please note that future price fluctuations could lead to a temporary mismatch between upside/downside for a stock and our recommendation.

Recommendation Type	Holding period (if not otherwise mentioned)	Absolute Return Potential
Buy	12 Months	More than +15%
Neutral/ Hold	12 Months	Between -5% and +15%
Underweight	12 Months	Less than -5%

ANALYST CERTIFICATION

Respective analyst(s) identified in this report certifies, with respect to the companies or securities that the individual analyses, that (1) the views expressed in this report reflect his or her personal views about all of the subject companies and securities and (2) no part of his or her compensation was, is or will be directly or indirectly dependent on the specific recommendations or views expressed in this report. The research analyst(s) named on this report are not registered / qualified as research analysts with FINRA.

It has not been determined in advance whether and in what intervals this document will be updated. Unless otherwise stated current prices refer to the most recent trading day's closing price.

Contact Us

Research Team

Md. Hasib Reza, CFA	Head of Research	hasib.reza@ucbstock.com.bd	+880 1755 658 997
Anik Mahmood Ibne Anwar, CFA	Deputy Head of Research	anik.mahmood@ucbstock.com.bd	+880 1701 205 074
Fahmid Islam Sathin	Research Associate	fahmid.islam@ucbstock.com.bd	+880 1325 086 738
Numair M N Ahmmed	Research Associate	ahmmed.numair@ucbstock.com.bd	+880 1324 719 484

Institutional & Foreign Trade

Tahmidur Rahman	First Assistant Vice President	rahman.tahmidur@ucbstock.com.bd	+880 1726 995 520
-----------------	--------------------------------	---------------------------------	-------------------

Office Premises

Head Office

Gulshan
Bulus Center
+880 2955 8481

Extensions of Head Office

Dilkusha +880 1701 205 090	Dilkusha (NIK Tower) +880 1701 205 000	Dhanmondi +880 1713 205 703	Nikunja +880 1701 205 013	Mohammadpur +880 1324 243 212
Bashundhara +880 1718 106 217	Mirpur-1 +880 1713 205 723	Mirpur-12 +880 1911 197 188	Banasree +880 1701 205 075	Uttara +880 1913 128 156

Branch Offices

Chattogram +880 1701 205 038	Sylhet +880 1713 205 760
--	------------------------------------

Digital Booths

Khulna +880 1717 411 466	Barishal +880 1713 205 762	Cumilla +880 1324 243 163	Jashore +880 1324 243 203	Gazipur +880 1324 243 165
Feni +880 1324 243 210	Khatungonj +880 1713 205 742	Chawkbazar +880 1817 206 965	Madhobdi +880 1324 243 156	
	Narayangonj +880 1324 243 207	Agrabad +880 1324 243 198		