

## DSEX WENT DOWN BY 33.2 POINTS

Market closed negative today with decrease in turnover.

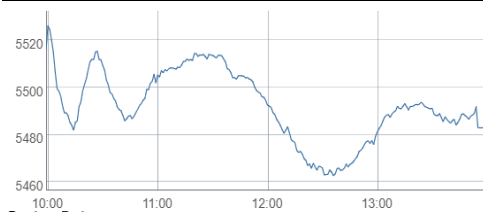
Broad index DSEX went down by 33.2 points.

Only G. Insurance, Paper & Printing and Tannery sectors closed positive today while Services & Real Estate, Cement and L. Insurance are the top three sectors that closed negative today.

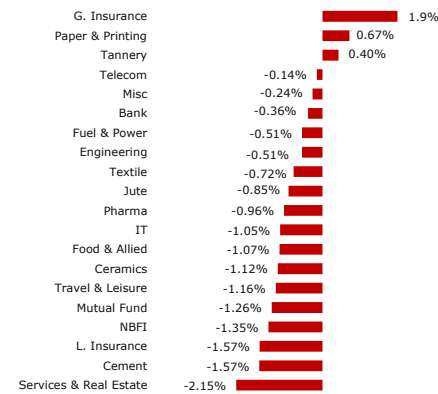
Turnover decreased by 29.9% to BDT 10,725mn (USD 87mn).

G. Insurance sector dominated the turnover chart covering 18.8% of the total turnover.

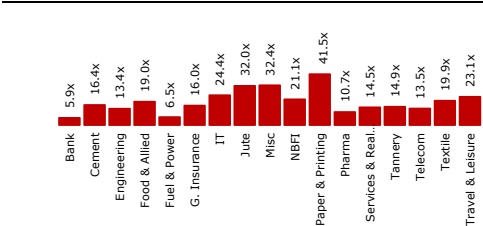
### Intraday Performance of DSEX



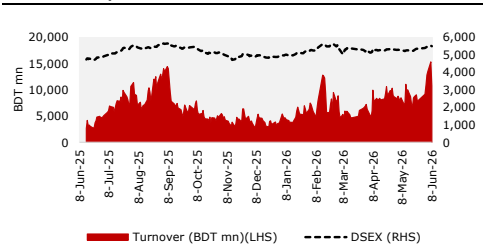
### Sector Return



### Sector P/E



### 52 Week Daily Turnover & DSEX



### Index

Particulars	Value	Δ Points	Daily Δ %	Dec'25 Value	YTD Δ %
DSEX	5,483.00	(33.2)	-0.60%	4,865.34	12.70%
DS30	2,069.15	(18.0)	-0.86%	1,853.54	11.63%
DSES	1,108.12	(7.4)	-0.67%	1,000.72	10.73%
S&P 500	7,383.74	(200.6)	-2.64%	6,845.50	7.86%
Nikkei 225	64,024.60	(2,563.5)	-3.85%	50,339.48	27.19%
FTSE 100	10,325.11	(42.9)	-0.41%	9,931.38	3.96%

### Market Statistics

Particulars	Today	Last Day	Daily Δ	Daily Δ %	60 Day MA
Turnover (BDT mn)	10,725	15,291	-4,566	-29.86%	8,012
Turnover (USD mn)	87	124	-37	-29.86%	66
Volume (mn)	324	484	-159	-32.92%	292
Market Cap (BDT bn)	6,906	6,922	-16	-0.23%	
Market Cap (USD bn)	56	56	0	-0.23%	
Market P/E (x)	10.4				
<b>Particulars</b>	<b>Galner</b>	<b>Loser</b>	<b>Unchanged</b>		
Market Breadth	102	247	44		

### Sector Statistics

Sector	Market Cap (BDTmn)	% of total Market Cap	Sector Return	Turnover (BDTmn)	% of total Turnover
Bank	721,815	20.64%	-0.4%	961.0	8.96%
Pharma	569,993	16.30%	-1.0%	1,199.5	11.18%
Telecom	520,315	14.88%	-0.1%	135.6	1.26%
Engineering	290,770	8.32%	-0.5%	1,485.4	13.85%
Fuel & Power	290,326	8.30%	-0.5%	380.2	3.54%
Food & Allied	229,098	6.55%	-1.1%	705.0	6.57%
Misc	222,762	6.37%	-0.2%	379.4	3.54%
Textile	126,709	3.62%	-0.7%	1,031.8	9.62%
G. Insurance	116,171	3.32%	1.9%	2,012.6	18.77%
NBFI	98,078	2.81%	-1.3%	239.1	2.23%
Cement	97,397	2.79%	-1.6%	188.9	1.76%
L. Insurance	49,308	1.41%	-1.6%	413.6	3.86%
Travel & Leisure	35,210	1.01%	-1.2%	93.1	0.87%
IT	30,463	0.87%	-1.1%	629.2	5.87%
Mutual Fund	25,636	0.73%	-1.3%	133.9	1.25%
Tannery	23,999	0.69%	0.4%	87.5	0.82%
Services & Real Estate	23,629	0.68%	-2.1%	116.7	1.09%
Paper & Printing	22,329	0.64%	0.7%	211.8	1.98%

### Top Turnover

Ticker	Close Price (BDT)	Daily Δ %	Turnover (BDTmn)	Volume (mn)	P/E (x)
DOMINAGE	82.50	2.74%	353.94	3.20	n/a
NCCBANK	16.10	3.21%	257.61	15.72	3.63
GENEXIL	35.10	3.24%	255.80	7.38	12.42
ANWARGALV	119.00	9.98%	219.94	1.94	22.31
SONARGAON	78.90	9.89%	201.02	1.90	n/a

### Top Gainers

Ticker	Close Price (BDT)	Daily Δ %	Turnover (BDTmn)	Volume (mn)	P/E (x)
ANWARGALV	119.00	9.98%	219.94	1.94	22.31
SHYAMPSUG	195.10	9.98%	32.42	0.11	n/a
ZEALBANGLA	138.30	9.94%	7.20	0.05	n/a
SIPLC	96.30	9.93%	123.55	1.28	13.08
SONARGAON	78.90	9.89%	201.02	1.90	n/a

### Top Losers

Ticker	Close Price (BDT)	Daily Δ %	Turnover (BDTmn)	Volume (mn)	P/E (x)
AFCAGRO	7.20	-6.49%	2.98	0.41	31.76
PHPMF1	3.00	-6.25%	3.92	1.27	n/a
NAHEEACP	38.60	-6.08%	126.90	3.20	170.29
FAREASTFIN	1.60	-5.88%	0.69	0.43	n/a
UTTARAFIN	13.00	-5.80%	1.51	0.11	5.80

## DOREENPWR

### Board approval of the Proposed Scheme of Merger

The company has informed that the Board of Directors of the company, in its meeting held on 07 June 2026, has approved the Proposed Scheme of Merger of Doreen Power Generations and Systems Limited (DPGSL) with its three subsidiary companies, namely Chandpur Power Generations Limited (CPGL), Dhaka Northern Power Generations Limited (DNPGL) and Dhaka Southern Power Generations Limited (DSPGL), pursuant to the relevant provisions of the Companies Act, 1994. The proposed merger shall remain subject to, among others, the approval of the shareholders and creditors of the respective companies, approval of the Bangladesh Securities and Exchange Commission (BSEC), and sanction of the Hon'ble High Court Division of the Supreme Court of Bangladesh in accordance with the applicable provisions of the Companies Act, 1994. The merger is proposed to be completed entirely through cash consideration payable to minority shareholders of subsidiary companies and no share will be exchanged with them. As a result, the existing shareholding structure of the company will remain unchanged. The proposed merger aims to create a more efficient and sustainable business structure by consolidating all operating assets and activities under a single entity. The merger is expected to enhance operational efficiency, strengthen management oversight, reduce administrative and compliance cost. It will also support long-term growth and investment opportunities without affecting the existing shareholding structure.

## BERGERPBL

### Board Meeting schedule under LR 19(1)

As per Regulation 19(1) of the Dhaka Stock Exchange (Listing) Regulations, 2015, the Company has informed that a meeting of the Board of Directors will be held on June 15, 2026 at 3:15 PM to consider, among others, audited financial statements of the Company for the year ended March 31, 2026.

## SOUTHEASTB

### Sale Declaration of a Sponsor

Mrs. Rehana Kashem, a Sponsor of the Company has expressed her intention to sell 5,84,500 shares out of her total holding of 37,27,537 shares of the Company at the prevailing market price in the Public Market through Dhaka Stock Exchange PLC. (DSE) within next 30 working days.

## Block Trade

Ticker	Max Price (BDT)	Min Price (BDT)	No. of Trades	Volume	Value (BDTmn)
ACIFORMULA	156.3	156.3	1	3839	0.6
AMANFEED	33	33	1	17000	0.561
ASIATICLAB	129.1	127	3	681202	86.639
BBSABLES	24.3	24.3	1	63880	1.552
BEACONPHAR	107.9	107.9	1	5250	0.566
BEXIMCO	99.6	99.6	1	5021	0.5
BNICL	113	100	2	365070	41.187
CITYGENINS	105.5	104.5	8	1178529	123.765
CVOPRL	178.4	162.9	2	10000	1.727
DAFODILCOM	134	134	1	7300	0.978
DOMINAGE	76	73	3	71600	5.325
DOREENPWR	30.5	30.5	1	99999	3.05
DSHGARME	145	145	1	65000	9.425
DULAMIACOT	156.5	156.5	1	20778	3.252
EBL	25	25	2	1500000	37.5
EHL	87.8	87.8	1	48000	4.214
ETL	12.2	12.2	1	43000	0.525
FEKDIL	16.7	13.7	5	1116600	16.515
FINEFOODS	580	525	3	8437	4.637
GOLDENSON	17.6	17.6	1	100000	1.76
GQBALLPEN	729.5	653	5	16687	11.338
ICBEPMF1S1	6.6	6.6	1	100000	0.66
ISLAMIBANK	35.8	35.8	1	18000	0.644
JAMUNABANK	24.2	24.2	1	32600	0.789
KAY&QUE	470.6	470.6	1	1200	0.565
KDSALTD	50.2	50.2	1	30000	1.506
LOVELLO	67.1	67.1	2	50000	3.355
MEGHNAPE	90	88	4	451400	40.546
NAHEEACP	37	37	2	118000	4.366
NORTHRNINS	45	45	1	15000	0.675
NLTUBES	60	60	1	16000	0.96
PARAMOUNT	52.5	52.5	1	19407	1.019
PRAGATIINS	72.1	72.1	1	30000	2.163
PRIMELIFE	48.5	48.5	2	300000	14.55
PTL	68.4	63	2	27917	1.803
RDFOOD	30.9	30.9	1	20000	0.618
ROBI	33.8	27.8	2	85600	2.635
SAIHAMCOT	21.3	21.3	1	30002	0.639
SHAHJABANK	18.1	18.1	2	903000	16.344
SHYAMPSUG	174.1	172	17	100991	17.445
SONARGAON	72.9	70.9	4	389738	27.8
STANDARINS	48.5	48.5	1	10400	0.504
SUNLIFEINS	78	77	3	209000	16.193
TILIL	50.1	50.1	1	10000	0.501

## Disclaimer

**For U.S. persons only:** This research report is a product of UCB Stock Brokerage Ltd. ("UCB"), a company authorized to engage in securities activities in Bangladesh, under Marco Polo Securities 15a-6 chaperone service, which is the employer of the research analyst(s) who has prepared the research report. The research analyst(s) preparing the research report is/are resident outside the United States (U.S.) and are not associated persons of any U.S. regulated broker-dealer and therefore the analyst(s) is/are not subject to supervision by a U.S. broker-dealer, and is/are not required to satisfy the regulatory licensing requirements of FINRA or required to otherwise comply with U.S. rules or regulations regarding, among other things, communications with a subject company, public appearances and trading securities held by a research analyst account.

Research reports are intended for distribution by only to "Major Institutional Investors" as defined by Rule 15a-6(b)(4) of the U.S. Securities and Exchange Act, 1934 (the Exchange Act) and interpretations thereof by U.S. Securities and Exchange Commission (SEC) in reliance on Rule 15a-6(a)(2). If the recipient of this report is not a Major Institutional Investor as specified above, then it should not act upon this report and return the same to the sender. Further, this report may not be copied, duplicated and/or transmitted onward to any U.S. person, which is not the Major Institutional Investor. In reliance on the exemption from registration provided by Rule 15a-6 of the Exchange Act and interpretations thereof by the SEC in order to conduct certain business with Major Institutional Investors, UCB has entered into a chaperoning agreement with a U.S. registered broker-dealer, Marco Polo Securities Inc. ("Marco Polo"). Transactions in securities discussed in this research report should be affected through Marco Polo or another U.S. registered broker dealer.

Past performance is not necessarily a guide to future performance and no representation or warranty, express or implied, is made by UCB Stock Brokerage Limited (UCB) with respect to future performance. Income from investments may fluctuate. The price or value of the investments to which this research report relates, either directly or indirectly, may fall or rise against the interest of investors. Any recommendation or opinion contained in this research report may become outdated as a consequence of changes in the environment in which the issuer of the securities under analysis operates, in addition to changes in the estimates and forecasts, assumptions and valuation methodology used herein.

No part of the content of this research report may be copied, forwarded or duplicated in any form or by any means without the prior consent of UCB and UCB accepts no liability whatsoever for the actions of third parties in this respect.

### EQUITY RECOMMENDATION STRUCTURE (ABSOLUTE RATINGS)

We calculate our target price by weighting DCF, DDM, SOTP, asset-based and other relative valuation methods, and applying appropriate premiums/ discounts and/or other relevant adjustments.

Expected absolute returns are calculated as the % of difference between our target price and latest close price. Stock recommendations are based on absolute upside (downside) and have a 12-month horizon. Please note that future price fluctuations could lead to a temporary mismatch between upside/downside for a stock and our recommendation.

Recommendation Type	Holding period (if not otherwise mentioned)	Absolute Return Potential
Buy	12 Months	More than +15%
Neutral/ Hold	12 Months	Between -5% and +15%
Underweight	12 Months	Less than -5%

### ANALYST CERTIFICATION

Respective analyst(s) identified in this report certifies, with respect to the companies or securities that the individual analyses, that (1) the views expressed in this report reflect his or her personal views about all of the subject companies and securities and (2) no part of his or her compensation was, is or will be directly or indirectly dependent on the specific recommendations or views expressed in this report. The research analyst(s) named on this report are not registered / qualified as research analysts with FINRA.

*It has not been determined in advance whether and in what intervals this document will be updated. Unless otherwise stated current prices refer to the most recent trading day's closing price.*

# Contact Us

## Research Team

Md. Hasib Reza, CFA	Head of Research	hasib.reza@ucbstock.com.bd	+880 1755 658 997
Anik Mahmood Ibne Anwar, CFA	Deputy Head of Research	anik.mahmood@ucbstock.com.bd	+880 1701 205 074
Fahmid Islam Sadhin	Research Associate	fahmid.islam@ucbstock.com.bd	+880 1325 086 738
Numair M N Ahmmed	Research Associate	ahmmed.numair@ucbstock.com.bd	+880 1324 719 484
Kazi Rafi Hasan	Research Associate	kazi.rafi.hasan@ucbstock.com.bd	+880 1335 212 250
Md. Redwan Bin Rahman	Research Associate	redwan.bin.rahman@ucbstock.com.bd	+880 1712 733 003

## Institutional & Foreign Trade

Tahmidur Rahman	First Assistant Vice President	rahman.tahmidur@ucbstock.com.bd	+880 1726 995 520
-----------------	--------------------------------	---------------------------------	-------------------

## Office Premises

### Head Office

Gulshan  
Bulus Center  
+880 2955 8481

### Extensions of Head Office

<b>Dilkusha</b> +880 1701 205 090	<b>Dilkusha (NIK Tower)</b> +880 1701 205 000	<b>Dhanmondi</b> +880 1713 205 703	<b>Nikunja</b> +880 1701 205 013	<b>Mohammadpur</b> +880 1324 243 212
<b>Bashundhara</b> +880 1718 106 217	<b>Mirpur-1</b> +880 1713 205 723	<b>Mirpur-12</b> +880 1911 197 188	<b>Banasree</b> +880 1701 205 075	<b>Uttara</b> +880 1913 128 156

### Branch Offices

<b>Chattogram</b> +880 1701 205 038	<b>Sylhet</b> +880 1713 205 760
--	------------------------------------

### Digital Booths

<b>Khulna</b> +880 1717 411 466	<b>Barishal</b> +880 1713 205 762	<b>Cumilla</b> +880 1324 243 163	<b>Jashore</b> +880 1324 243 203	<b>Gazipur</b> +880 1324 243 165
<b>Feni</b> +880 1324 243 210	<b>Khatungonj</b> +880 1713 205 742	<b>Chawkbazar</b> +880 1817 206 965	<b>Madhobdi</b> +880 1324 243 156	
	<b>Narayangonj</b> +880 1324 243 207	<b>Agrabad</b> +880 1324 243 198		