

DSEX WENT UP BY 36.5 POINTS

Market closed positive today with increase in turnover.

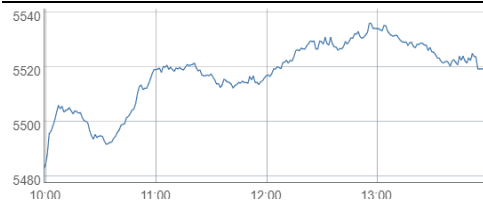
Broad index DSEX went up by 36.5 points.

Services & Real Estate, NBFI and G. Insurance are the top three sectors that closed positive today while Misc, Cement and Food & Allied are the top three sectors that closed negative today.

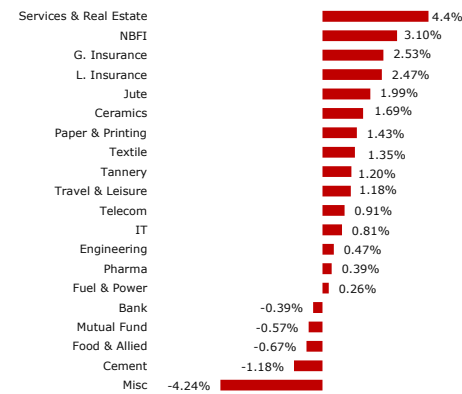
Turnover increased by 29.4% to BDT 13,878mn (USD 113mn).

G. Insurance sector dominated the turnover chart covering 24.8% of the total turnover.

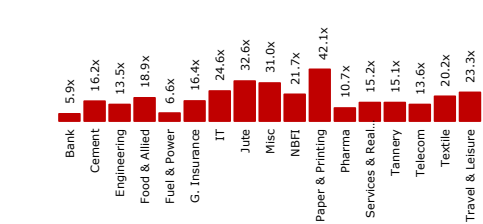
Intraday Performance of DSEX



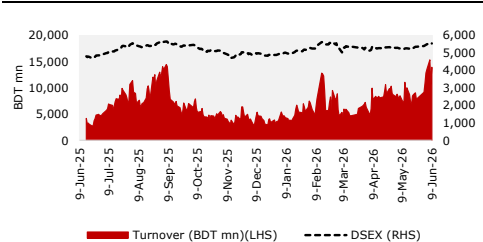
Sector Return



Sector P/E



52 Week Daily Turnover & DSEX



Index

Particulars	Value	Δ Points	Daily Δ %	Dec'25 Value	YTD Δ %
DSEX	5,519.49	36.5	0.67%	4,865.34	13.45%
DS30	2,080.14	11.0	0.53%	1,853.54	12.23%
DSES	1,111.43	3.3	0.30%	1,000.72	11.06%
S&P 500	7,405.73	22.0	0.30%	6,845.50	8.18%
Nikkei 225	65,416.63	1,392.0	2.17%	50,339.48	29.95%
FTSE 100	10,342.05	(31.2)	-0.30%	9,931.38	4.14%

Market Statistics

Particulars	Today	Last Day	Daily Δ	Daily Δ %	60 Day MA
Turnover (BDT mn)	13,878	10,725	3,154	29.41%	8,113
Turnover (USD mn)	113	87	26	29.41%	67
Volume (mn)	390	324	66	20.26%	293
Market Cap (BDT bn)	6,916	6,906	10	0.15%	
Market Cap (USD bn)	56	56	0	0.15%	
Market P/E (x)	10.4				
Particulars	Galner	Loser	Unchanged		
Market Breadth	246	100	51		

Sector Statistics

Sector	Market Cap (BDTmn)	% of total Market Cap	Sector Return	Turnover (BDTmn)	% of total Turnover
Bank	719,008	20.53%	-0.4%	1,177.1	8.48%
Pharma	572,197	16.34%	0.4%	1,321.6	9.52%
Telecom	525,071	14.99%	0.9%	176.4	1.27%
Engineering	292,132	8.34%	0.5%	1,607.0	11.58%
Fuel & Power	291,095	8.31%	0.3%	488.0	3.52%
Food & Allied	227,573	6.50%	-0.7%	737.5	5.31%
Misc	213,317	6.09%	-4.2%	406.6	2.93%
Textile	128,421	3.67%	1.4%	1,181.6	8.51%
G. Insurance	119,113	3.40%	2.5%	3,438.9	24.78%
NBFI	101,121	2.89%	3.1%	450.1	3.24%
Cement	96,247	2.75%	-1.2%	174.9	1.26%
L. Insurance	50,525	1.44%	2.5%	774.5	5.58%
Travel & Leisure	35,624	1.02%	1.2%	114.0	0.82%
IT	30,710	0.88%	0.8%	541.7	3.90%
Mutual Fund	25,489	0.73%	-0.6%	128.7	0.93%
Services & Real Estate	24,670	0.70%	4.4%	285.0	2.05%
Tannery	24,288	0.69%	1.2%	155.1	1.12%
Paper & Printing	22,649	0.65%	1.4%	329.5	2.37%

Top Turnover

Ticker	Close Price (BDT)	Daily Δ %	Turnover (BDTmn)	Volume (mn)	P/E (x)
NCCBANK	16.80	4.35%	495.21	29.33	3.78
SUNLIFEINS	81.60	-1.69%	308.68	3.44	-
DOMINAGE	82.00	-0.61%	277.45	3.33	n/a
ASIATICLAB	128.30	-0.77%	247.62	1.22	24.24
IPDC	22.20	5.21%	231.36	10.66	34.69

Top Gainers

Ticker	Close Price (BDT)	Daily Δ %	Turnover (BDTmn)	Volume (mn)	P/E (x)
BDFINANCE	13.20	10.00%	10.39	0.81	30.00
PEOPLESINS	58.40	9.98%	207.81	3.65	11.32
DULAMIACOT	159.00	9.96%	35.24	0.20	596.25
SHYAMPSUG	214.40	9.89%	62.30	0.21	n/a
MERCINS	39.10	9.83%	48.89	1.28	28.75

Top Losers

Ticker	Close Price (BDT)	Daily Δ %	Turnover (BDTmn)	Volume (mn)	P/E (x)
BEXIMCO	99.10	-9.99%	1.30	0.01	n/a
ISLAMIBANK	29.40	-9.82%	1.83	0.04	n/a
TUNGHAI	2.90	-6.45%	0.86	0.29	n/a
PLFSL	1.50	-6.25%	1.15	0.75	n/a
FAREASTFIN	1.50	-6.25%	1.09	0.71	n/a

REGL

BSEC Order regarding circuit breaker and floor price

Bangladesh Securities and Exchange Commission has issued Order No. BSEC/Surveillance/2020-975/558, dated June 08, 2026 which reads as follows: "Whereas the Bangladesh Securities and Exchange Commission (hereinafter referred to as "the Commission" or "the BSEC") is satisfied that, in the interest of the investors and securities market and for the development of the securities market, certain directions shall be issued for regulating the share price movement of the listed securities traded at the stock exchange(s); Now, therefore, in exercise of the powers conferred by Section 20A of the Securities and Exchange Ordinance, 1969 (Ordinance No. XVII of 1969), the Bangladesh Securities and Exchange Commission hereby directs Dhaka Stock Exchange PLC and Chittagong Stock Exchange PLC the following, namely: (a) Floor price and other conditions as imposed under the Commission's Order No. BSEC/Surveillance/2020-975/379 dated 28 August 2024 for the trade of 02 (two) listed securities, namely BEXIMCO and ISLAMIBANK, is hereby withdrawn; and (b) Upper limit and lower limit of the circuit breaker shall be applicable as per the Commission's Order No. BSEC/Surveillance/2020-975/219 dated 17 June 2021 for all the listed securities. This order shall be effective from 09 June 2026."

MTB

Bangladesh Bank's approval for purchasing 1 Bigha (20 Katha) plot

Bangladesh Bank's approval for purchasing 1 Bigha (20 Katha) plot: Refer to their earlier news disseminated by DSE on 30.10.2025, the company has further informed that Bangladesh Bank has accorded its approval to the acquisition of a 1-bigha (20-katha) plot of land at Road No. 113, House No. 110, Gulshan Avenue, Dhaka-1212, for the construction of the Bank's Corporate Head Office thereon. Bangladesh Bank declined their previous proposal for the purchase of a 60-katha (3-bigha) plot of land at Beraid, Dhaka, for the same purpose, in respect of which a news was published by DSE on June 12, 2024.

Block Trade

Ticker	Max Price (BDT)	Min Price (BDT)	No. of Trades	Volume	Value (BDTmn)
ADNTEL	63.8	63.8	1	11100	0.708
AGNISYSL	33.5	27.5	3	131177	3.767
AL-HAJTEX	109.5	109.5	1	10000	1.095
APEXSPINN	329	290.5	22	447949	135.478
BANKASTIA	16.4	16.4	1	55677	0.913
BBSCABLES	25.7	25.7	1	20000	0.514
BDLAMP5	197.7	180	2	21600	4.2
BEXIMCO	120.9	106.1	8	725265	79.818
BNICL	110	110	1	181000	19.91
CAPITECGBF	6.5	6.5	1	200000	1.3
CAPMBDBLMF	11.6	11.1	3	325275	3.748
CITYGENINS	105	95.1	6	756082	75.888
CONTININS	32.5	32.5	1	30000	0.975
DGIC	29.2	29.2	1	24000	0.701
DOMINAGE	77	74.5	4	138011	10.532
DOREENPWR	30.6	30.6	1	49999	1.53
DULAMIACOT	158	158	1	20000	3.16
FINEFOODS	550	550	1	6539	3.596
GLOBALINS	36	36	1	45000	1.62
GP	247.5	247.5	1	20000	4.95
GQBALLPEN	702	680	2	19000	13.316
ICBEPMF1S1	6.4	6.4	1	100000	0.64
IFIC	4.6	4.6	1	117000	0.538
ISLAMIINS	58	58	1	19000	1.102
JAMUNABANK	24.2	24.2	1	21000	0.508
KAY&QUE	479	424.5	3	24309	10.523
LOVELLO	79.8	72.8	2	58405	4.392
MAGURAPLEX	78.3	78.3	1	43422	3.4
MERCINS	37.1	37.1	2	100103	3.714
MIRAKHTER	46.6	39.3	2	74800	3.213
MONNOCERA	103	88.2	2	17000	1.603
NAHEEACP	40.1	34.8	4	337608	12.01
NAVANAPHAR	63.8	63.8	1	200000	12.76
ORIONINFU	282	282	1	1985	0.56
PEOPLESINS	58.4	58.4	2	18201	1.063
PHARMAID	601	601	1	1000	0.601
PIONEERINS	70.1	70.1	1	120000	8.412
POPULARLIF	59	59	1	16500	0.974
PRAGATILIF	197	197	1	10000	1.97
PREMIERCCEM	52	50.9	2	70000	3.585
PROVATIINS	50.2	50.2	1	10000	0.502
PTL	67	64.2	2	38000	2.524
PURABIGEN	35.9	35.9	1	14000	0.503
QUASEMIND	47	47	1	23000	1.081
RDFOOD	31.4	31.4	1	20000	0.628
ROBI	31.2	31.2	1	82000	2.558
SAIHAMCOT	19.2	19.2	2	407000	7.814
SALVO	37	37	1	13600	0.503
SAMATALETH	114	114	1	5000	0.57
SAPORTL	50.1	48.3	2	20400	1.003
SEAPEARL	39.8	39.8	2	38000	1.512
SILCOPHL	19.2	19.2	1	45005	0.864
SONALLIFE	86.8	86.8	1	30000	2.604
SONARGAON	75	71.8	2	19477	1.421
SQURPHARMA	214.1	213	2	200000	42.71
STANDARINS	46.5	46.5	1	15468	0.719
SUNLIFEINS	91.3	78	5	1067057	95.913
TAKAFULINS	35	35	1	50000	1.75
TILIL	48	48	1	50000	2.4
UNIONINS	40.5	40.5	1	14000	0.567
UNIQUEHRL	42.8	42.8	1	51050	2.185
YPL	23.9	23.9	1	310675	7.425

Disclaimer

For U.S. persons only: This research report is a product of UCB Stock Brokerage Ltd. ("UCB"), a company authorized to engage in securities activities in Bangladesh, under Marco Polo Securities 15a-6 chaperone service, which is the employer of the research analyst(s) who has prepared the research report. The research analyst(s) preparing the research report is/are resident outside the United States (U.S.) and are not associated persons of any U.S. regulated broker-dealer and therefore the analyst(s) is/are not subject to supervision by a U.S. broker-dealer, and is/are not required to satisfy the regulatory licensing requirements of FINRA or required to otherwise comply with U.S. rules or regulations regarding, among other things, communications with a subject company, public appearances and trading securities held by a research analyst account.

Research reports are intended for distribution by only to "Major Institutional Investors" as defined by Rule 15a-6(b)(4) of the U.S. Securities and Exchange Act, 1934 (the Exchange Act) and interpretations thereof by U.S. Securities and Exchange Commission (SEC) in reliance on Rule 15a-6(a)(2). If the recipient of this report is not a Major Institutional Investor as specified above, then it should not act upon this report and return the same to the sender. Further, this report may not be copied, duplicated and/or transmitted onward to any U.S. person, which is not the Major Institutional Investor. In reliance on the exemption from registration provided by Rule 15a-6 of the Exchange Act and interpretations thereof by the SEC in order to conduct certain business with Major Institutional Investors, UCB has entered into a chaperoning agreement with a U.S. registered broker-dealer, Marco Polo Securities Inc. ("Marco Polo"). Transactions in securities discussed in this research report should be affected through Marco Polo or another U.S. registered broker dealer.

Past performance is not necessarily a guide to future performance and no representation or warranty, express or implied, is made by UCB Stock Brokerage Limited (UCB) with respect to future performance. Income from investments may fluctuate. The price or value of the investments to which this research report relates, either directly or indirectly, may fall or rise against the interest of investors. Any recommendation or opinion contained in this research report may become outdated as a consequence of changes in the environment in which the issuer of the securities under analysis operates, in addition to changes in the estimates and forecasts, assumptions and valuation methodology used herein.

No part of the content of this research report may be copied, forwarded or duplicated in any form or by any means without the prior consent of UCB and UCB accepts no liability whatsoever for the actions of third parties in this respect.

EQUITY RECOMMENDATION STRUCTURE (ABSOLUTE RATINGS)

We calculate our target price by weighting DCF, DDM, SOTP, asset-based and other relative valuation methods, and applying appropriate premiums/ discounts and/or other relevant adjustments.

Expected absolute returns are calculated as the % of difference between our target price and latest close price. Stock recommendations are based on absolute upside (downside) and have a 12-month horizon. Please note that future price fluctuations could lead to a temporary mismatch between upside/downside for a stock and our recommendation.

Recommendation Type	Holding period (if not otherwise mentioned)	Absolute Return Potential
Buy	12 Months	More than +15%
Neutral/ Hold	12 Months	Between -5% and +15%
Underweight	12 Months	Less than -5%

ANALYST CERTIFICATION

Respective analyst(s) identified in this report certifies, with respect to the companies or securities that the individual analyses, that (1) the views expressed in this report reflect his or her personal views about all of the subject companies and securities and (2) no part of his or her compensation was, is or will be directly or indirectly dependent on the specific recommendations or views expressed in this report. The research analyst(s) named on this report are not registered / qualified as research analysts with FINRA.

It has not been determined in advance whether and in what intervals this document will be updated. Unless otherwise stated current prices refer to the most recent trading day's closing price.

Contact Us

Research Team

Md. Hasib Reza, CFA	Head of Research	hasib.reza@ucbstock.com.bd	+880 1755 658 997
Anik Mahmood Ibne Anwar, CFA	Deputy Head of Research	anik.mahmood@ucbstock.com.bd	+880 1701 205 074
Fahmid Islam Sadhin	Research Associate	fahmid.islam@ucbstock.com.bd	+880 1325 086 738
Numair M N Ahmmed	Research Associate	ahmmed.numair@ucbstock.com.bd	+880 1324 719 484
Kazi Rafi Hasan	Research Associate	kazi.rafi.hasan@ucbstock.com.bd	+880 1335 212 250
Md. Redwan Bin Rahman	Research Associate	redwan.bin.rahman@ucbstock.com.bd	+880 1712 733 003

Institutional & Foreign Trade

Tahmidur Rahman	First Assistant Vice President	rahman.tahmidur@ucbstock.com.bd	+880 1726 995 520
-----------------	--------------------------------	---------------------------------	-------------------

Office Premises

Head Office

Gulshan

Bulus Center

+880 2955 8481

Extensions of Head Office

Dilkusha +880 1701 205 090	Dilkusha (NIK Tower) +880 1701 205 000	Dhanmondi +880 1713 205 703	Nikunja +880 1701 205 013	Mohammadpur +880 1324 243 212
Bashundhara +880 1718 106 217	Mirpur-1 +880 1713 205 723	Mirpur-12 +880 1911 197 188	Banasree +880 1701 205 075	Uttara +880 1913 128 156

Branch Offices

Chattogram +880 1701 205 038	Sylhet +880 1713 205 760
--	------------------------------------

Digital Booths

Khulna +880 1717 411 466	Barishal +880 1713 205 762	Cumilla +880 1324 243 163	Jashore +880 1324 243 203	Gazipur +880 1324 243 165
Feni +880 1324 243 210	Khatungonj +880 1713 205 742	Chawkbazar +880 1817 206 965	Madhobdi +880 1324 243 156	
	Narayangonj +880 1324 243 207	Agrabad +880 1324 243 198		