

## DSEX WENT DOWN BY 85.7 POINTS

Market closed negative today with decrease in turnover.

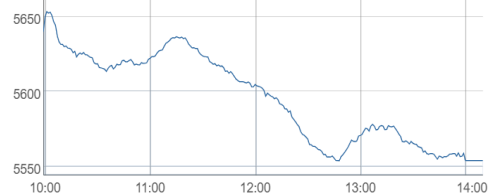
Broad index DSEX went down by 85.7 points.

No sector closed positive today while Misc, IT and NBFI are the top three sectors that closed negative today.

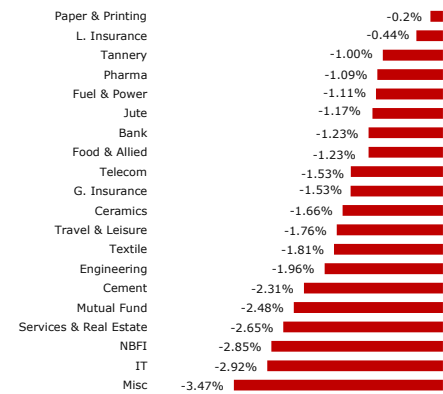
Turnover decreased by 12.6% to BDT 8,761mn (USD 71mn).

Pharma sector dominated the turnover chart covering 16.1% of the total turnover.

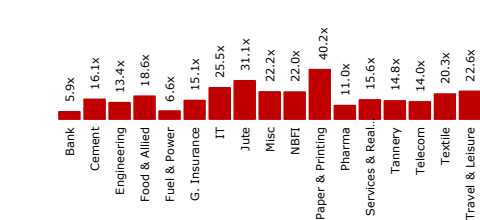
### Intraday Performance of DSEX



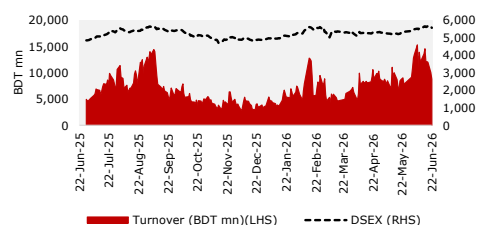
### Sector Return



### Sector P/E



### 52 Week Daily Turnover & DSEX



### Index

Particulars	Value	Δ Points	Daily Δ %	Dec'25 Value	YTD Δ %
DSEX	5,554.18	(85.7)	-1.52%	4,865.34	14.16%
DS30	2,110.03	(35.5)	-1.65%	1,853.54	13.84%
DSES	1,129.34	(19.3)	-1.68%	1,000.72	12.85%
S&P 500	7,500.58	80.5	1.08%	6,845.50	9.57%
Nikkei 225	72,353.96	1,103.9	1.55%	50,339.48	43.73%
FTSE 100	10,353.77	(9.5)	-0.09%	9,931.38	4.25%

### Market Statistics

Particulars	Today	Last Day	Daily Δ	Daily Δ %	60 Day MA
Turnover (BDT mn)	8,761	10,024	-1,264	-12.61%	9,053
Turnover (USD mn)	71	82	-10	-12.61%	74
Volume (mn)	287	329	-42	-12.64%	317
Market Cap (BDT bn)	6,869	6,929	-59	-0.86%	
Market Cap (USD bn)	56	56	0	-0.86%	
Market P/E (x)	10.3				
Particulars	<b>Gainer</b>	<b>Loser</b>	<b>Unchanged</b>		
Market Breadth	36	319	34		

### Sector Statistics

Sector	Market Cap (BDTmn)	% of total Market Cap	Sector Return	Turnover (BDTmn)	% of total Turnover
Bank	733,177	21.08%	-1.2%	959.7	10.95%
Pharma	586,515	16.86%	-1.1%	1,409.7	16.09%
Telecom	538,818	15.49%	-1.5%	341.2	3.89%
Fuel & Power	291,228	8.37%	-1.1%	284.7	3.25%
Engineering	290,624	8.36%	-2.0%	1,049.2	11.98%
Food & Allied	224,298	6.45%	-1.2%	477.7	5.45%
Misc	155,390	4.47%	-3.5%	680.2	7.76%
Textile	129,038	3.71%	-1.8%	1,025.7	11.71%
G. Insurance	111,804	3.21%	-1.5%	744.1	8.49%
NBFI	102,163	2.94%	-2.8%	273.6	3.12%
Cement	95,657	2.75%	-2.3%	114.4	1.31%
L. Insurance	49,076	1.41%	-0.4%	240.6	2.75%
Travel & Leisure	34,576	0.99%	-1.8%	75.4	0.86%
IT	31,900	0.92%	-2.9%	457.1	5.22%
Mutual Fund	25,831	0.74%	-2.5%	124.8	1.42%
Services & Real Estate	25,436	0.73%	-2.6%	314.5	3.59%
Tannery	23,852	0.69%	-1.0%	61.8	0.71%
Ceramics	21,757	0.63%	-1.7%	159.7	1.82%

### Top Turnover

Ticker	Close Price (BDT)	Daily Δ %	Turnover (BDTmn)	Volume (mn)	P/E (x)
BXPHERMA	143.00	-1.58%	656.19	4.51	9.09
SAPORTL	52.80	-2.94%	275.88	5.20	24.44
NFML	22.40	1.82%	243.35	11.07	n/a
BDTHAI	19.50	-8.02%	217.41	10.84	n/a
ROBI	32.10	-2.43%	217.10	6.69	18.24

### Top Gainers

Ticker	Close Price (BDT)	Daily Δ %	Turnover (BDTmn)	Volume (mn)	P/E (x)
PLFSL	1.30	8.33%	0.85	0.70	n/a
FAREASTFIN	1.30	8.33%	0.57	0.50	n/a
SAFKOSPINN	20.30	6.28%	3.37	0.17	n/a
FIRSTFIN	4.30	4.88%	0.72	0.17	n/a
BNICL	105.90	4.64%	56.10	0.54	16.44

### Top Losers

Ticker	Close Price (BDT)	Daily Δ %	Turnover (BDTmn)	Volume (mn)	P/E (x)
DOMINAGE	71.60	-9.94%	187.05	2.33	n/a
BEXIMCO	38.70	-9.79%	81.00	1.16	n/a
BDTHAI	19.50	-8.02%	217.41	10.84	n/a
IPDC	26.80	-7.59%	133.68	4.55	41.88
GQBALLPEN	593.80	-7.49%	28.77	0.05	n/a

## PRAGATILIF

### Dividend Declaration

The Board of Directors has recommended 15% Cash and 10% Stock dividend for all shareholders for the year ended on 31-Dec-2025. Date of AGM: 13-Aug-2026, Time: 12:30 PM, Venue: Digital platform (Zoom cloud meeting). Record Date: 14-Jul-2026. Reasons for stock dividend recommendation: 1. BMRE (Building Construction); 2. Increase Paid up Capital; 3 Investment.

## BXPHERMA

### Board Meeting schedule under LR 19(1)

The Company has informed that pursuant to the consent obtained from Bangladesh Securities and Exchange Commission vide their letter No. SEC/SRMIC/94-34/Part-X/124 dated June 21, 2026, a meeting of the Board of Directors will be held on June 23, 2026 at 3:30 PM to consider, among others, audited financial statements of the Company for the year ended June 30, 2025. The Company has informed that pursuant to the consent obtained from Bangladesh Securities and Exchange Commission vide their letter No. SEC/SRMIC/94-34/Part-X/124 dated June 21, 2026, a meeting of the Board of Directors will be held on June 23, 2026 at 3:30 pm to consider, among others, Un-Audited Financial Statements for the Third Quarter (Q3) period ended March 31, 2025. First Quarter (Q1) period ended September 30, 2025, Second Quarter (Q2) period ended December 31, 2025 and Third Quarter (Q3) period ended March 31, 2026.

## QUASEMIND

### Board decision to revalue all land & land development of the Company

The company has informed that the Board of Directors in its meeting held on 21 June, 2026 has decided to revalue all land and land development of the Company in order to determine the current fair market value of these assets and to appropriately reflect their value in the financial statements of the Company. The Board has also appointed SHAFIQ BASAK & CO., Chartered Accountants, as the independent professional valuer to carry out the revaluation of all land and land development of the Company.

## ISLAMIBANK

### BB cancels appointment of 5 Independent Directors & Appoints new ED

The company has informed that Bangladesh Bank cancelled the appointment of Independent Directors of the Board of Directors of the company vide its Letter No. BRPD-2(BMMA) 651/9(6)DA/2026-2320 dated 14.06.2026. Subsequently, Bangladesh Bank vide its Letter No. BRPD-2(BMMA)651/9(6)DA/2026-2321 dated 24.05.2026 appointed Mr. Mohammad Zahir Hussain, Executive Director, Bangladesh Bank to exercise all the powers and duties of the Board of Directors of the company..

## Block Trade

Ticker	Max Price (BDT)	Min Price (BDT)	No. of Trades	Volume	Value (BDTmn)
ADNTEL	60.5	60.5	1	57676	3.489
APEXSPINN	369	369	2	40396	14.906
ATLASBANG	63.2	63.2	1	13500	0.853
BANKASIA	18.5	18.5	1	47740	0.883
BATBC	214	214	1	4000	0.856
BEXIMCO	42.8	42.8	1	16290	0.697
BRACBANK	65.7	65.7	1	75000	4.928
BXPHERMA	150	150	1	50144	7.522
CAPITECGBF	7.7	7.7	1	120000	0.924
CITYBANK	30.9	30.3	2	251000	7.725
CITYGENINS	106.3	106.3	1	795000	84.508
CLICL	54	54	1	62677	3.385
COPPERTECH	28.6	28.6	1	18500	0.529
DAFODILCOM	150.7	150.7	2	7403	1.116
EBL	25	25	1	249000	6.225
EHL	79.7	79.7	1	10000	0.797
ETL	14	14	1	325000	4.55
FEDERALINS	24	24	1	45000	1.08
FINEFOODS	545.9	488.2	3	15125	7.495
GENEXIL	37.5	37.5	1	20000	0.75
GLOBALINS	38	38	1	15000	0.57
GPHISPAT	16	16	1	134600	2.154
GQBALLPEN	690	630	4	3435	2.248
HAKKANIPUL	82.3	82.3	1	6578	0.541
IBP	15.4	15.4	1	39558	0.609
ICBAGRAN11	8	8	1	700000	5.6
ICBEPMF1S1	6.7	6.7	1	79000	0.529
ICICL	31.3	31.2	2	116799	3.652
IFIC	5	5	1	200000	1
INDEXAGRO	64.9	64.9	1	17184	1.115
IPDC	31.5	26.1	5	420009	11.09
ISLAMIINS	65	63.9	3	94269	6.107
JAMUNABANK	22	22	1	136000	2.992
KARNAPHULI	39	39	1	17000	0.663
KAY&QUE	429	418.1	2	5613	2.395
LHB	52.9	52.9	1	10000	0.529
MALEKSPIN	33.1	33.1	1	20000	0.662
MARICO	2764.5	2764.5	1	1000	2.764
MEGHNALIFE	52.7	52.7	1	20000	1.054
MEGHNAPEP	68.2	68.2	1	86166	5.877
MONNOCERA	102	102	1	14580	1.487
MTB	13	13	1	176000	2.288
NBL	3.6	3.6	2	7650000	27.54
NCCBANK	16	16	1	32000	0.512
ORIONINFU	308	308	1	4000	1.232
PADMAOIL	187.7	187.7	1	3182	0.597
PARAMOUNT	66	66	1	10000	0.66
PEOPLESINS	60.6	60.6	1	70763	4.288
PIONEERINS	70.7	70.7	1	71050	5.023
PRIMEBANK	30.3	30.3	1	220545	6.683
PROVATIINS	51	51	1	50000	2.55
PURABIGEN	32	32	3	74350	2.379
RDFOOD	30.8	30.8	1	19500	0.601
REPUBLIC	30.6	30.6	1	40000	1.224
ROBI	30.1	30.1	2	40000	1.204
RUPALIINS	29.4	29.4	1	50000	1.47
SHAHJABANK	17.3	17.3	1	52055	0.901
SHASHADNIM	25.7	25.7	1	80000	2.056
SILCOPHL	22	22	2	100000	2.2
SONALILIFE	75.5	75.5	1	24500	1.85
SPCL	48.5	48.5	1	12688	0.615
STANDARINS	54	54	1	24000	1.296
SUNLIFEINS	69.5	69.5	1	90000	6.255
TALLUSPIN	8.7	9	1	94,860.0	0.8
TECHNODRUG	38.5	38.5	1	319,468	12.3
TLIL	56.7	56.7	3	80,000	4.5
UNIONINS	34.9	34.9	1	34580	1.207
UTTARABANK	20	20	1	87079	1.742

## Disclaimer

**For U.S. persons only:** This research report is a product of UCB Stock Brokerage Ltd. ("UCB"), a company authorized to engage in securities activities in Bangladesh, under Marco Polo Securities 15a-6 chaperone service, which is the employer of the research analyst(s) who has prepared the research report. The research analyst(s) preparing the research report is/are resident outside the United States (U.S.) and are not associated persons of any U.S. regulated broker-dealer and therefore the analyst(s) is/are not subject to supervision by a U.S. broker-dealer, and is/are not required to satisfy the regulatory licensing requirements of FINRA or required to otherwise comply with U.S. rules or regulations regarding, among other things, communications with a subject company, public appearances and trading securities held by a research analyst account.

Research reports are intended for distribution by only to "Major Institutional Investors" as defined by Rule 15a-6(b)(4) of the U.S. Securities and Exchange Act, 1934 (the Exchange Act) and interpretations thereof by U.S. Securities and Exchange Commission (SEC) in reliance on Rule 15a-6(a)(2). If the recipient of this report is not a Major Institutional Investor as specified above, then it should not act upon this report and return the same to the sender. Further, this report may not be copied, duplicated and/or transmitted onward to any U.S. person, which is not the Major Institutional Investor. In reliance on the exemption from registration provided by Rule 15a-6 of the Exchange Act and interpretations thereof by the SEC in order to conduct certain business with Major Institutional Investors, UCB has entered into a chaperoning agreement with a U.S. registered broker-dealer, Marco Polo Securities Inc. ("Marco Polo"). Transactions in securities discussed in this research report should be affected through Marco Polo or another U.S. registered broker dealer.

Past performance is not necessarily a guide to future performance and no representation or warranty, express or implied, is made by UCB Stock Brokerage Limited (UCB) with respect to future performance. Income from investments may fluctuate. The price or value of the investments to which this research report relates, either directly or indirectly, may fall or rise against the interest of investors. Any recommendation or opinion contained in this research report may become outdated as a consequence of changes in the environment in which the issuer of the securities under analysis operates, in addition to changes in the estimates and forecasts, assumptions and valuation methodology used herein.

No part of the content of this research report may be copied, forwarded or duplicated in any form or by any means without the prior consent of UCB and UCB accepts no liability whatsoever for the actions of third parties in this respect.

### EQUITY RECOMMENDATION STRUCTURE (ABSOLUTE RATINGS)

We calculate our target price by weighting DCF, DDM, SOTP, asset-based and other relative valuation methods, and applying appropriate premiums/ discounts and/or other relevant adjustments.

Expected absolute returns are calculated as the % of difference between our target price and latest close price. Stock recommendations are based on absolute upside (downside) and have a 12-month horizon. Please note that future price fluctuations could lead to a temporary mismatch between upside/downside for a stock and our recommendation.

Recommendation Type	Holding period (if not otherwise mentioned)	Absolute Return Potential
Buy	12 Months	More than +15%
Neutral/ Hold	12 Months	Between -5% and +15%
Underweight	12 Months	Less than -5%

### ANALYST CERTIFICATION

Respective analyst(s) identified in this report certifies, with respect to the companies or securities that the individual analyses, that (1) the views expressed in this report reflect his or her personal views about all of the subject companies and securities and (2) no part of his or her compensation was, is or will be directly or indirectly dependent on the specific recommendations or views expressed in this report. The research analyst(s) named on this report are not registered / qualified as research analysts with FINRA.

*It has not been determined in advance whether and in what intervals this document will be updated. Unless otherwise stated current prices refer to the most recent trading day's closing price.*

# Contact Us

## Research Team

Md. Hasib Reza, CFA	Head of Research	hasib.reza@ucbstock.com.bd	+880 1755 658 997
Anik Mahmood Ibne Anwar, CFA	Deputy Head of Research	anik.mahmood@ucbstock.com.bd	+880 1701 205 074
Fahmid Islam Sadhin	Research Associate	fahmid.islam@ucbstock.com.bd	+880 1325 086 738
Numair M N Ahmmed	Research Associate	ahmmed.numair@ucbstock.com.bd	+880 1324 719 484
Kazi Rafi Hasan	Research Associate	kazi.rafi.hasan@ucbstock.com.bd	+880 1335 212 250
Md. Redwan Bin Rahman	Research Associate	redwan.bin.rahman@ucbstock.com.bd	+880 1712 733 003

## Institutional & Foreign Trade

Tahmidur Rahman	First Assistant Vice President	rahman.tahmidur@ucbstock.com.bd	+880 1726 995 520
-----------------	--------------------------------	---------------------------------	-------------------

## Office Premises

### Head Office

Gulshan  
Bulus Center  
+880 2955 8481

### Extensions of Head Office

<b>Dilkusha</b> +880 1701 205 090	<b>Dilkusha (Sun Moon Tower)</b> +880 1701 205 000	<b>Dhanmondi</b> +880 1713 205 703	<b>Nikunja</b> +880 1701 205 013	<b>Mohammadpur</b> +880 1324 243 212
<b>Bashundhara</b> +880 1718 106 217	<b>Mirpur-1</b> +880 1713 205 723	<b>Mirpur-12</b> +880 1911 197 188	<b>Banasree</b> +880 1701 205 075	<b>Uttara</b> +880 1913 128 156

### Branch Offices

<b>Chattogram</b> +880 1701 205 038	<b>Sylhet</b> +880 1713 205 760
--	------------------------------------

### Digital Booths

<b>Khulna</b> +880 1717 411 466	<b>Barishal</b> +880 1713 205 762	<b>Cumilla</b> +880 1324 243 163	<b>Jashore</b> +880 1324 243 203	<b>Gazipur</b> +880 1324 243 165
<b>Feni</b> +880 1324 243 210	<b>Khatungonj</b> +880 1713 205 742	<b>Chawkbazar</b> +880 1817 206 965	<b>Madhobdi</b> +880 1324 243 156	
	<b>Narayangonj</b> +880 1324 243 207	<b>Agrabad</b> +880 1324 243 198		